

PRODUCT CATALOG DIMENSIONAL DATA

InnoFlue®
Polypropylene Vent Systems

ACIDIRID

ICC
ES UL 1738
ULC S636



Centrotherm



 Centrotherm

ACIDIRID InnoFlue®
Polypropylene Vent Systems

ICC
ES UL 1738
ULC S636

Table of contents

About			
Centrotherm		4	
About		4	
InnoFlue®		6	
InnoFlue®?		6	
Why InnoFlue®?		7	
Applications and Limitations		8	
Single Wall SM/LG Diameter		12	
Typical configurations		14	
Appliance Adaptors		16	
Appliance Adaptor for Coupler Style Flue Collars		16	
Appliance Adaptor for Flue Collar with Hose Clamp		16	
Appliance Adaptor Tapered SS to InnoFlue®		16	
Appliance Adaptor Straight SS to InnoFlue®		16	
Commercial PVC to PP Adaptor		17	
Commercial Appliance Adaptor w/ Condensate			
Drain and Vibration Isolation Boot OEM to InnoFlue®		17	
Appliance Adaptors 101mm to PPs		17	
Commercial Flanged Appliance Adaptor OEM to InnoFlue®		17	
Commercial Appliance Adaptor OEM to InnoFlue®		18	
Commercial Appliance Adaptor SS to InnoFlue®		18	
Vibration Isolation Boot with Clamps		18	
Custom Appliance Adaptors		18	
Increases & Reducers		19	
Centric Increaser		19	
Eccentric Increaser		19	
3/2" Reducer		19	
Reducers		20	
Tapered Reducer		20	
Test Ports		20	
Test Ports		20	
Vent Lengths		21	
Rigid Vent Length		21	
Elbows and Tees		22	
15° Elbow		22	
30° Elbow		22	
45° Short Radius Elbow		22	
87° Short Radius Long		23	
87° Long Radius Elbow		23	
Tee		23	
Tee Cap		24	
8" Zero Radius 15° Elbow		24	
8" Zero Radius 30° Elbow		24	
8" Zero Radius 45° Elbow		24	
8" Zero Radius 87° Elbow		24	
Base Supports		25	
Base Support		25	
Base Support Bracket		25	
Vent Kits		26	
InnoFlue 2' / 3' Field Kit		26	
Horizontal Vent Kit		27	
Quick Kits (Wall)		27	
Quick Kit (Roof)		27	
Terminations		28	
Chimney Cover PPs-UV		28	
Chimney Cover SS W/PPs-UV End Pipe		28	
Low Profile Wall Termination		28	
Universal B-Vent Cap		28	
Termination Tee		28	
End Pipe PPs-UV		29	
Vent Lengths PPs-UV		29	
45° Short Radius Elbow (Black)		29	
87° Short Radius Elbow (Black)		29	
Rain Cap		29	
PPs to PVC Termination Kit		30	
The Snork and The Snout		30	
Accessories		30	
Bird Screen PPs-UV		30	
2', 3', and 4' Spacers		31	
Flue Clamp		31	
Support Clamp		31	
Wall Plate Square (Plastic)		31	
Double Hose Clamp		31	
Horizontal Hanger		32	
Connector Ring		32	
EPDM Gaskets		32	
B-Vent Gasket		32	
Centrocerin		32	
Flex		33	
Typical configurations		34	
Flex Vent Lengths		35	
2' Flex		35	
3' and 4' Flex		35	
Base Supports		36	
Base Support		36	
Base Support Bracket		36	
Couplers and Accessories		36	
2', 3', and 4' Spacers		36	
2' SW to Flex Coupler		36	
2' Flex to SW Coupler		37	
3' Flex to SW Coupler		37	
4' Flex to SW Coupler		37	
3' and 4' Flex to Flex Coupler		37	
Connector Ring		37	

B-Vent Flex and Component Kits	38	Common Venting and Condensate Management	52
2' B-Vent Kit	38	Branch Tees	52
3' and 4' B-Vent Kit	38	Custom Branch Tees	52
2' Flex Component B-Vent Kit	38	Cascade Component Kits	39
3' and 4' Flex Component B-Vent Kit	39	Horizontal Drain Tee	53
Chimney Flex and Component Kits	39	Horizontal Drain Fitting	53
2' Chimney Kit	39	Tee Cap with Drain	53
3' and 4' Chimney Kit	39	Universal Condensate Drain	54
2' Flex Component Chimney Kit	40	Universal Ball Valve Siphon	54
3' and 4' Flex Component Chimney Kit	40	Terminations	55
Terminations	40	Pitched Roof Flashing	55
Chimney Cover PPs-UV	40	Flat Roof Flashing	55
Custom Chimney Cover PPs-UV	40	Chimney Cover SS with PPs-Gray End Pipe	55
2' Flex End Pipe	41	End Pipe PPs-Gray	55
3' and 4' Flex End Pipe	41	Termination Tee (long)	56
Universal B-Vent Cap	41	Velocity Cone	56
6" Flex	42	PPs to PVC Termination Kit	56
Concentric	43	6" Low Profile Termination	56
Typical Configurations	44	Accessories	57
Concentric Adaptors	45	Bird Screen PPs-UV	57
Concentric Centric In increaser	45	Bird Screen SS	57
2' / 4 & 3' / 5' Twin Pipe/Concentric Reversible Adapt.	45	Spacers	57
Concentric to Twin Pipe Adaptor	45	Flue Clamp	57
Twin Pipe to Concentric Adaptor	45	Connector Ring	57
Condensate Management	46	Wall Plates	58
Concentric Horizontal Drain Tee	46	Connector Double Hose Clamp	58
Universal Ball Valve Siphon	46	Support Clamp	58
Concentric Test Ports	46	EPDM Gaskets	58
Concentric Test Port	46	Centrocerin	58
Concentric Vent Lengths	47	OEM Kits	59
Concentric Vent Lengths	47	AO Smith Starter Kit	59
Elbows	47	AO Smith Extension Kit	59
Concentric 45° Elbow	47	Navien Starter Kit	59
Concentric 87° Elbow	47	Navien Extension Kit	59
Roof Flashing	48	AcidiRID	61
Concentric Roof Flashing	48	Typical Configurations	62
Terminations	48	AcidiRID V	63
Concentric Roof Termination	48	AcidiRID XV	63
Concentric Wall Termination	48	AcidiRID XL	63
Concentric Kits	49	AcidiRID Xp	63
Concentric Kit Horizontal	49	Condensate Management	64
Concentric Kit Vertical	49	Horizontal Drain Tee	64
Accessories	49	Tee Cap with Drain	64
Wall Plate	49	Universal Ball Valve Siphon	64
Support Clamp	49		
Common Venting	50		
Typical Configurations	51		

ABOUT

With a mission to “Never Compromise the Future”, Centrotherm Eco Systems is committed to developing and manufacturing sustainable products for the plumbing, heating, and building products markets. Centrotherm explores ways to improve our world by taking a collaborative approach to creating intelligent building solutions.

Centrotherm a part of the building products division of CENTROTEC Industries (CTI), one of Europe’s leading manufacturers of sustainable building solutions. With a rich history dating back to 1896, Ubbink combined with Centrotherm in 2000 to create the Ubbink-Centrotherm Group (UCG). In addition to **Centrotherm Eco Systems** in North America, CTI has subsidiaries in the United Kingdom, France, Italy, Belgium, The Netherlands, Germany, and China.

In North America, **Centrotherm Eco Systems** now produces its **InnoFlue® Polypropylene Vent Systems** and accessories based on a wealth of technical know-how and accumulated experience. Field proven for over 15 years, Centrotherm products have been installed and are performing successfully in millions of homes in the North American, European, and Asian markets today.

Working with a network of manufacturer’s representatives, **Centrotherm Eco Systems** supplies its InnoFlue® Polypropylene Vent Systems and accessories to heating professionals through heating and plumbing wholesalers, and to OEMs.

Centrotherm Eco Systems Waterford, New York



Centrotherm Systemtechnik GmbH Brilon, Germany



Centrotherm

In addition to vent systems, Centrotherm Eco Systems designs, produces, and delivers internal componentry to many international high efficiency boiler, tankless water heater, and furnace manufacturers.

Relentless attention to customer needs has driven Centrotherm Eco Systems to be the innovation and safety leader in flue gas venting and combustion air technology. Centrotherm continues to focus on “constructing the future” by creating circular building solutions for the generations to come.


Centrotherm has set a tradition of groundbreaking industry firsts, including:

- ULC-S636 and UL-1738 listed vent system
- Vent manufacturer to earn ISO 9001:2015
- North American extrusion of polypropylene vent systems
- 1/4” per foot pitch
- 10’ effective vent lengths
- Industry leading commercial polypropylene products

For more information about Centrotherm Eco Systems, visit www.centrotherm.us.com



Centrotherm Eco Systems Waterford, New York | Warehouse (2024)



INNOFLUE®

The Intelligent Alternative to PVC & CPVC

Across North America, home owners, maintenance professionals, contractors, distributors, engineers and heating equipment manufacturers are recognizing the unmatched value **InnoFlue®** delivers to the HVAC industry.

Manufactured from environmentally friendly polypropylene, **InnoFlue®** has been tested and is listed to all relevant American, Canadian and European Safety Standards. It is listed and warranted for sustained flue gas temperatures up to 230°F (110°C), thus providing enhanced performance properties and significant safety margins. Centrotherm offers a comprehensive product line including test/inspection ports, condensate drains, siphons, flue collar adaptors, as well as excellent technical, sales and marketing support.

InnoFlue® Vent Systems are professional, reliable, environmentally sustainable and offer substantial labor savings due to reduced installation times.



WHY INNOFLUE®?

Ease of Installation

- Integrated gasket system allows for:
 - Faster, cleaner, V.O.C.-free installation
 - Immediate use of appliances upon installation
 - Post-installation adjustments
- No fit up, couplers, primers or adhesives needed
- Light weight makes for easy handling and rapid installation
- New 1/4" pitch for 2", 3" and 4" Single Wall vent systems

Health and Safety

ETL Listed: UL 1738, ULC-S636

Listed: CE EN 14471

- Performs at sustained flue temperatures up to 230°F (110°C)
- Listed at zero clearance to combustibles for all systems configurations
- Environmentally-friendly polypropylene is 100% recyclable
- Industry leading wall thickness enhances structural durability
- Chloride free

Health and Safety

- Manufacturer-supported and guaranteed with an unprecedented **10-year limited warranty**
- Enhanced corrosion resistance allows for use with oil, propane, and natural gas fired appliances
- Over 20 years of field service history

Product Approvals

Since 2010, Centrotherm's **InnoFlue®** has been accepted and approved by over 50 North American manufacturers of boilers, water heaters and furnaces. For a complete listing of the approvals, visit:

<http://www.centrotherm.us.com/Tools/OEMApproval-Matrix.aspx>

Our appliance approvals increase regularly.

For any questions, please contact your manufacturer's representative or **Centrotherm Eco Systems**.



Listings

Centrotherm made the commitment and investment to have its Single Wall, Flexible and Concentric Vent Systems tested to the industry relevant **UL-1738, ULC-S636 and CE EN 14471** safety standards. Thus **InnoFlue®** is approved for use in the United States, Canada and most European Countries.

As of this printing, **InnoFlue®** is the only polypropylene vent system to be listed by an accredited third party to the rigorous safety standards, UL 1738, ULC-S636 and CE EN 14471.

For information about Centrotherm's product testing and listings, visit:

UL 1738 - ICC
ULC-S636 - ICC
CE EN 14471 - TUV




APPLICATIONS AND LIMITATIONS





- In order to maintain relevant listings and Centrotherm's warranty, InnoFlue® vent systems may not be combined with any polymeric or stainless steel vent components that are not part of Centrotherm's published offerings.
- **InnoFlue®** Single Wall, **InnoFlue®** Flex, and **InnoFlue®** Concentric must be installed following Centrotherm's published installation instructions.
- **InnoFlue®** Single Wall, **InnoFlue®** Flex, and **InnoFlue®** Concentric are ETL listed to UL and ULC standards for use with natural gas or propane fired, Cat. II or Cat. IV appliances (US) or BH Gas Class II A, B and C gas or propane fired appliances (Canada).
- **InnoFlue®** Single Wall, **InnoFlue®** Flex, and **InnoFlue®** Concentric can also be used for oil fired, condensing appliances with a maximum flue gas temperature that does not exceed 230°F (110°C).
- **InnoFlue®** Single Wall, **InnoFlue®** Flex, and **InnoFlue®** Concentric are ETL listed to UL 1738 and ULC-S636 at zero clearance to combustibles.
- **InnoFlue®** Single Wall, **InnoFlue®** Flex, and **InnoFlue®** Concentric may be installed inside a masonry or sheet rocked chase, through an existing structurally intact metal flue, between floor joists, directly through a wall or if properly supported, can even be left exposed along the interior of a structure.
- **InnoFlue®** Flex is available in 2", 3" and 4" diameters and offers all necessary components for combining it with **InnoFlue®** Single Wall and **InnoFlue®** Concentric to meet specific job requirements.
- **InnoFlue®** Flex may be used in offsets or bends not to exceed 45° from vertical.
- **InnoFlue®** Flex must be installed inside a masonry chimney or sheet rocked chase, or through an existing, structurally intact metal flue.
- Single or multiple **InnoFlue®** Flex exhausts may be installed into an existing masonry chimney or structurally intact metal flue or chase.
- When the outside temperature is less than 32°F (0°C), install **InnoFlue®** Flex from the bottom of a chase from inside the building.
- When using **InnoFlue®** Flex, reduce maximum vent length per equipment manufacturer's instruction manual.
- **InnoFlue®** Concentric is available in 2"/4", 3"/5" and 4"/6" diameters and offers all necessary components for combining it with **InnoFlue®** Single Wall and **InnoFlue®** Flex to meet specific job requirements.
- Do not install where ambient air temperature can exceed 300°F.



Adaptors

		
PVC Adaptor	Gasket	Steel Adaptor
ISAAL	ISAGL	ISSA




Accessories

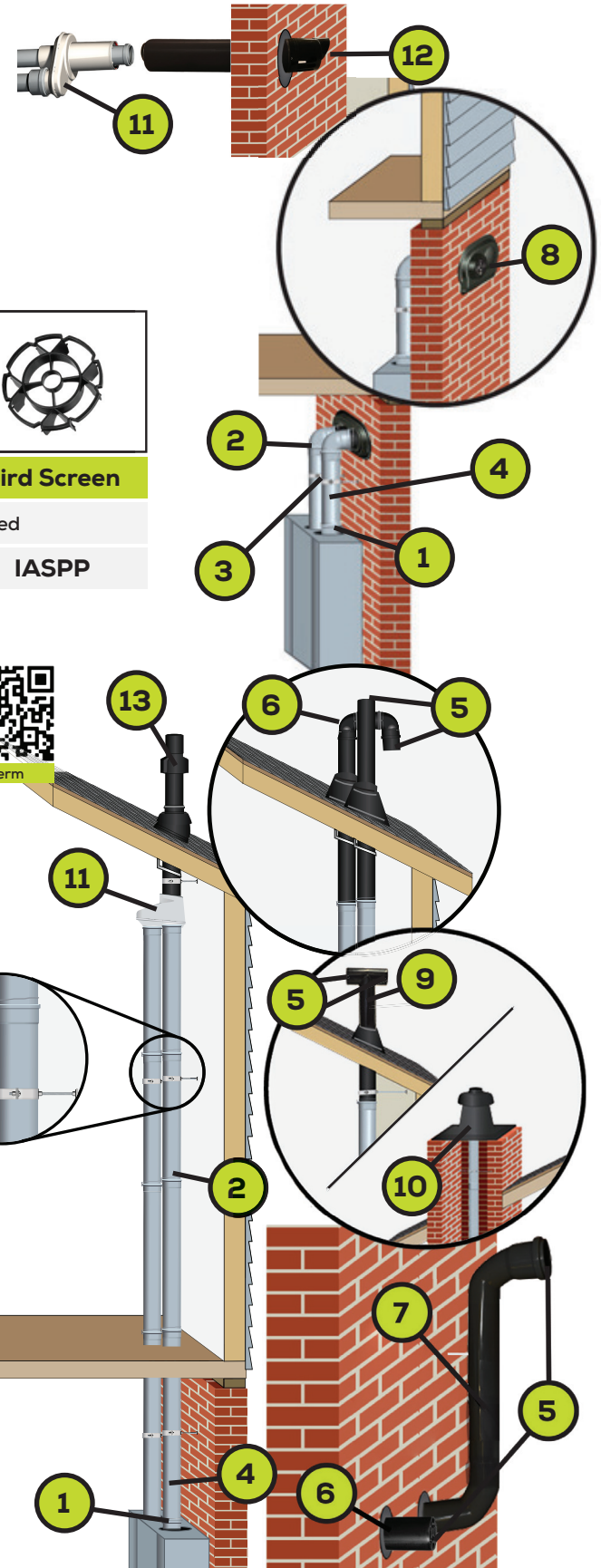
			
Connector Ring	Support Clamp	Test Port	Bird Screen
1 per fitting	Horizontal Every 39" Vertical Every 78"	Recommended	
IANS	IASCM	ISTP	IASPP

Termination Options

		
End Pipe	Snork/Snout	Horizontal Wall
ISEP	ISSNKL	ISLPT
		
Term Tee	Chimney Cap	
ISTT	ISCP	

Concentric Adaptor -> Termination Options

		
Adaptor	Wall Term.	Roof Term.
ICTCR	Based on Installation	
	ICWT	ICRT



Contact Us:

<http://centrotherm.us.com>
info@centrotherm.us.com
 518.434.3400



Centrotherm

InnoFlue®
Polypropylene Vent Systems







UL 1738
ULC S636

Siphon & Configurations

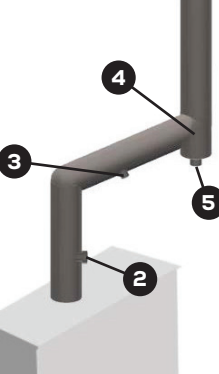





Attaches to any InnoFlue® 32mm drain. Allows condensates to flow while unique ball valve assures combustion gases remain contained at higher temperatures. Comes with and can be installed with a barbed or compression fitting. See configuration options below.

NOTE: If used with an external drain, the drain tube must be vented or left open-ended.

			
Siphon	Drain	Barbed	Non-Return Valve
IASJVBS	Gasket and cap create 32 mm compression fitting on any InnoFlue drain	Fits 5/8th" tube. Field supply silicon tubing, clamp	NRV supplied by appliance manufacturer

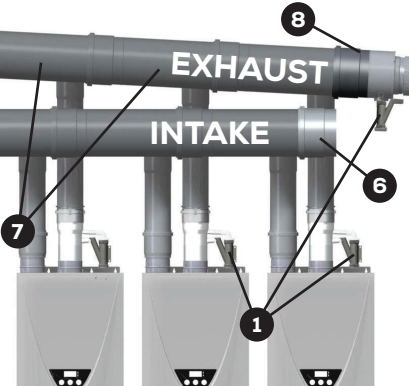
Condensate Management Components

Place test ports immediately in exhaust run, and drain tee at first horizontal segment of the run.

					
	Test Port	Horizontal Drain Tee	Tee	Cap w/ Drain	Cap
	ISTP	ISHDT	IST	ISTCD	ISTC
All InnoFlue drains are 32mm					

Common Venting Components

InnoFlue Common Venting kits available up to 12".




EXHAUST

INTAKE


NOTE:
Exhaust must be pitched back to the appliance.

NOTE:
Non-Return Valves must be supplied by the appliance manufacturer



Branch Tee Orientation



✓



✗

	
Branch Tee	Manifold Drain Cap
ISBT	ISHDF
Consult appliance I&O manual.	

Take advantage of our **marketing support** to help drive customer engagement and increase sales. Remember we are here to support you!

We Support You!

Utilize Our Expansive Instagram Library

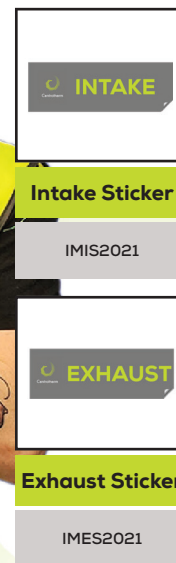
Follow @CentrothermEcoSystems and **explore our Reel Highlights and YouTube videos** for expert insights, product demos, and installation tips on InnoFlue® venting solutions.

Stay ahead of the competition with co-branded reliable, engaging content that drives customer confidence and sales!



← **SCAN QR**
Contact Us:


Follow: @CentrothermEcoSystems
Email: marketing@centrotherm.us.com
Phone: 518.434.3400



QR Code Glossary

Two Minute Product Overview 	Take the Factory Tour! 	InnoFlue® Flex Product Overview 	InnoFlue® Field Kit 	3D Design Template 
Complete Installation & ISO Manual 	Condensate Management Guide 	Adaptor Guide 	InnoFlue Quick Guide & Installation Overview 	
OEM Matrix 	Training Videos 	Current Catalog 		

Contact Us



Contact Us:

<http://centrotherm.us.com>
info@centrotherm.us.com
518.434.3400



Centrotherm

InnoFlue®
Polypropylene Vent Systems



UL 1738
ULC S636

INNOFLUE®

SINGLE WALL SM/LG DIAMETER

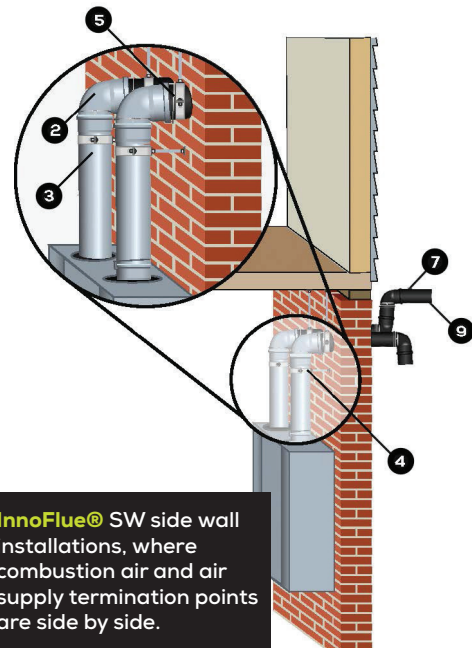


COMMERCIAL QUALITY IN ALL SIZES.

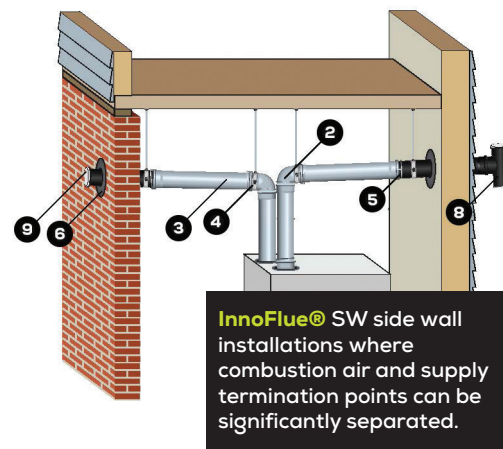


Small Typical Configurations

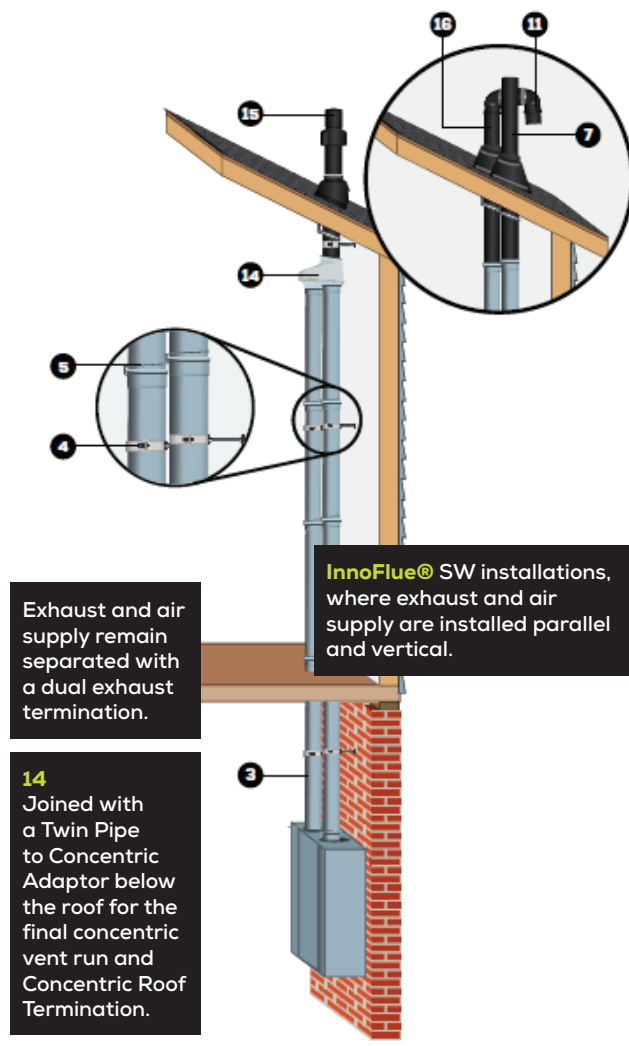
- 2** ISEL87: 87° Elbow
- 3** ISVL: Vent Length
- 4** IASCM: Support Clamp
- 5** IANS: Connector Ring
- 6** IAWP: Wall Plate
- 7** ISEP: End Pipe PPs-UV
- 8** ISTT: Termination Tee PPs-UV
- 9** IASPP: Bird Screen PPs-UV
- 11** ISELLUV: 87° Elbow Long PPs-UV
- 12** ISAGL or ISAAL: Appliance Adaptor
- 13** ISLPT: Low Profile Wall Termination
- 14** ICTC: Twin Pipe to Concentric Adaptor
- 15** ICRT: Concentric Roof Termination
- 16** ISVLUV: Vent Length PPs-UV Black



InnoFlue® SW side wall installations, where combustion air and air supply termination points are side by side.



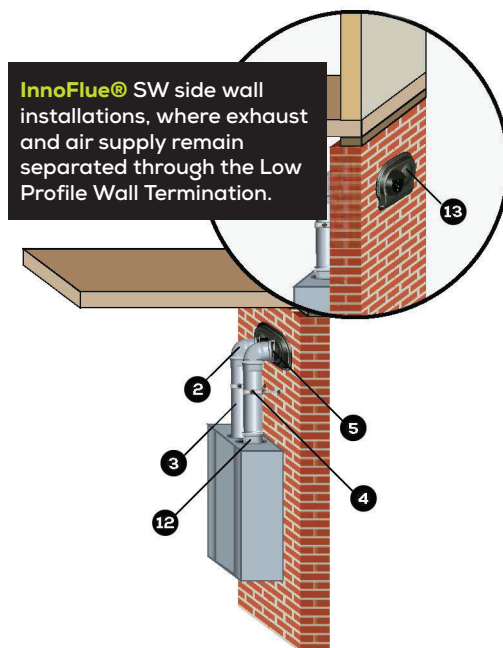
InnoFlue® SW side wall installations where combustion air and supply termination points can be significantly separated.



Exhaust and air supply remain separated with a dual exhaust termination.

InnoFlue® SW installations, where exhaust and air supply are installed parallel and vertical.

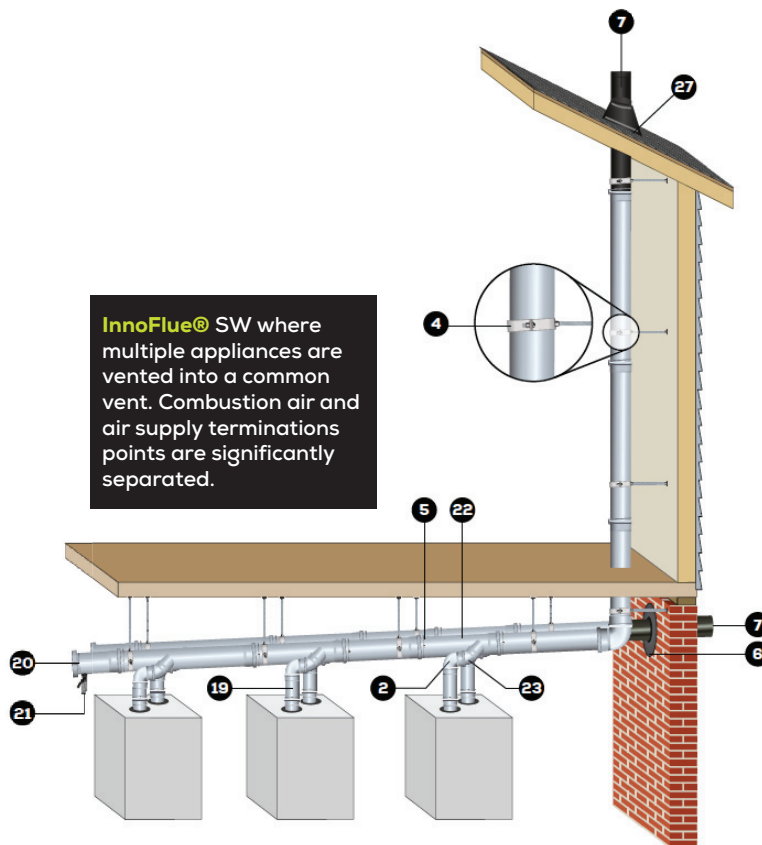
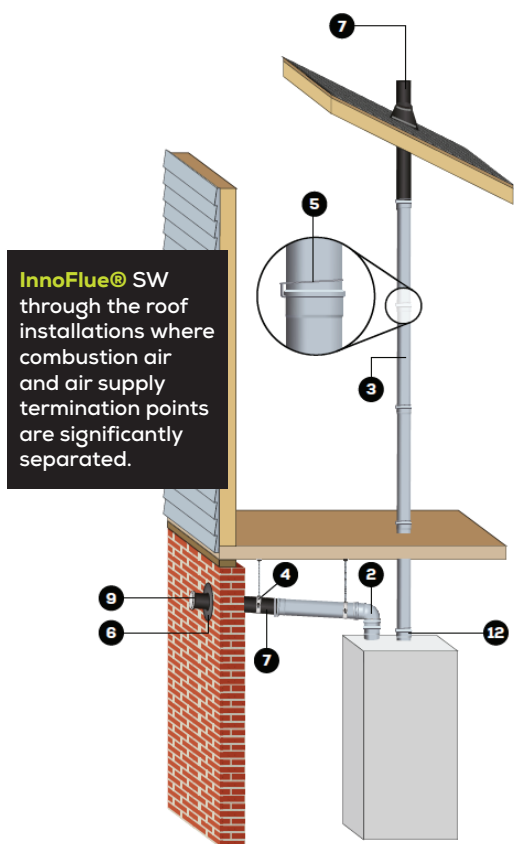
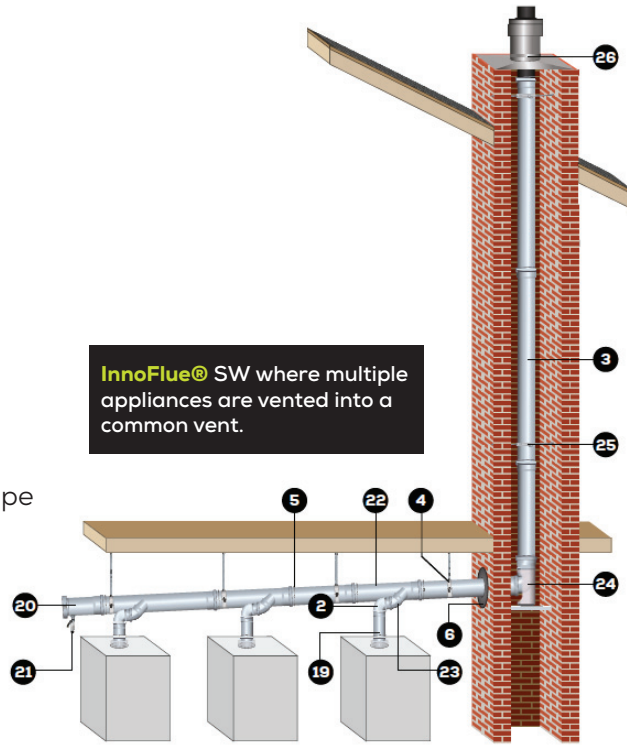
14 Joined with a Twin Pipe to Concentric Adaptor below the roof for the final concentric vent run and Concentric Roof Termination.



InnoFlue® SW side wall installations, where exhaust and air supply remain separated through the Low Profile Wall Termination.

Large Typical Configurations

- 2** ISEL87: 87° Elbow
- 3** ISVL: Vent Length
- 4** IASCM: Support Clamp
- 5** IANS: Connector Ring
- 6** IAWP: Wall Plate
- 7** ISEP: End Pipe PPs-UV
- 8** ISTT: Termination Tee PPs-UV
- 9** IASPP: Bird Screen PPs-UV
- 12** ISAGL or ISAAL: Appliance Adaptor
- 19** ISTP: Test Port
- 20** ISHDF: Horizontal Drain Fitting
- 21** IASJVBS: Siphon
- 22** ISBT: Branch Tee
- 23** ISEL0430: 30° Elbow
- 24** ISBS: Base Support
- 25** IASP: Spacer
- 26** ISCM: Chimney Cover SS w/PPs-UV End Pipe
- 27** Roof Flashing (see page 55)



Appliance Adaptors

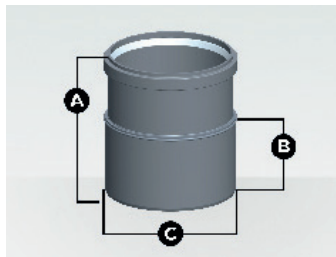
Commercial appliance adaptors are made to order. Adaptors can be manufactured to fit any appliance. Check adaptor matrix at www.centrotherm.us.com/Tools/OEM-Approval-Matrix.aspx

Appliance Adaptor for Coupler Style Flue Collars				
Adapts a female PVC / CPVC coupler or appliance flue exhaust to InnoFlue® Single Wall diameters. Flue clamps may be needed IAFC02, 03, and 04.				
Nominal Diameter PVC to PP	Part	Overall Length A	Effective Length B	Max O.D. C
2"/2" (60/60)	ISAGL0202	3.3 (83)	1.0 (26)	3.0 (76)
3"/3" (89/80)	ISAGL0303	3.0 (75)	0.8 (21)	3.8 (97)
4"/4" (114/110)	ISAGL0404	3.4 (87)	0.8 (21)	5.1 (129)
6"/6" (168/160)	ISAGL0606	4.0 (101)	2.1 (52.6)	7.2 (182.5)

Appliance Adaptor for Flue Collar with Hose Clamp				
Adapts a female PVC / CPVC sized appliance collar (with integrated gasket) to InnoFlue® Single Wall diameters.				
Nominal Diameter PVC to PP	Part	Overall Length A	Effective Length B	Max O.D. C
2"/2" (60/60)	ISAAL0202	3.3 (83)	1.0 (26)	3.0 (76)
3"/3" (89/80)	ISAAL0303	3.0 (75)	0.8 (21)	3.8 (97)
4"/4" (114/110)	ISAAL0404	3.4 (87)	0.8 (21)	5.1 (129)
6"/6" (168/160)	ISAAL0606	4.0 (101)	2.1 (52.6)	7.2 (182.5)

Appliance Adaptor Tapered SS to InnoFlue®				
Adapts a tapered female stainless steel appliance flue exhaust with tabs to InnoFlue®.				
Nominal Diameter	Part	Overall Length A	Effective Length B	Max O.D. C
3" (80)	ISAAS0303	4.5 (115)	0.8 (21)	3.8 (97)
4" (110)	ISAAS0404	4.8 (122)	0.8 (21)	5.1 (129)

Appliance Adaptor Straight SS to InnoFlue®				
Adapts a stainless steel appliance flue exhaust with gasket and clamp to InnoFlue®.				
Nominal Diameter	Part	Overall Length A	Effective Length B	Max O.D. C
3"/3" (76/80)	ISSA0303	6.0 (153)	3.1 (78)	3.8 (97)
4"/4" (102/110)	ISSA0404	6.0 (153)	3.6 (91)	5.1 (129)



Commercial PVC to PP Adaptor

Adapts a female PVC / CPVC diameter appliance flue exhaust (with integrated gasket) to InnoFlue® Single Wall diameters.


Nominal Diameter PVC to PP	Part	Overall Length A	Effective Length B	Max O.D. B
8"/8" (219/220)	ISAA0808	9.5 (242)	5.6 (142)	8.8 (224)



Commercial Appliance Adaptor w/ Condensate Drain and Vibration Isolation Boot OEM to InnoFlue®

Adapts boilers to InnoFlue® Other increasing size combinations available upon request.

Nominal Diameter	Part	Overall Length A	Maximum OD B	Effective Length C
4" (110)	ISAACD0404	10.3 (262)	5.9 (150)	3.4 (86)
5" (125)	ISAACD0505	13.6 (345)	6.5 (165)	8.5 (216)
6" (160)	ISAACD0606	12.0 (305)	7.9 (201)	5.4 (137)
7" (180) to 8" (200)	ISAACD0708	16.5 (419)	9.5 (241)	9.7 (246)
8" (200)	ISAACD0808	16.5 (419)	9.5 (241)	9.7 (246)
9" (230) to 10" (250)	ISAACD0910	16.9 (429)	11.4 (290)	10.0 (254)
10" (250)	ISAACD1010	16.9 (429)	11.4 (290)	10.0 (254)
12" (315)	ISAACD1212	23.3 (542)	14.7 (373)	7.6 (191)



Appliance Adaptors 101mm to PPs

Adapts 101mm diameter flue exhaust to InnoFlue®. Adaptors include replacement o-ring for flue collar.


Nominal Diameter PVC to PP	Part	Overall Length A	Effective Length B	Max O.D. C
4" (100/101) /3" (80)	ISAO10103	6.5 (165)	3.3 (84)	3.8 (97)
4" (100/101) /4" (110)	ISAO10104	6.4 (163)	4.0 (102)	5.1 (129)



Commercial Flanged Appliance Adaptor OEM to InnoFlue®

Adapts InnoFlue® with bolt down flanged adaptor. *Bolts and gasket required (Not Included)* Available for purchase through Centrotherm.

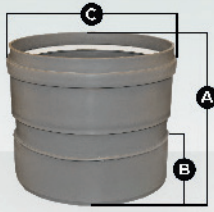
Nominal Diameter	Part	Overall Length A	Maximum OD B
3" (80)	ISAFLG03	3.7 (94)	8.8 (224)
4" (110)	ISAFLG04	4.7 (119)	8.8 (224)
6" (160)	ISAFLG06	4.3 (109)	8.8 (224)
8" (200)	ISAFLG08	6.2 (158)	11.3 (287)
10" (250)	ISAFLG10	6.2 (157)	15.0 (381)
12" (315)	ISAFLG12	13.2 (335)	15.0 (381)



Commercial Appliance Adaptor OEM to InnoFlue®

Adapts boilers to InnoFlue®

Nominal Diameter	Part	Overall Length A	Max O.D. B
7" (180) to 8" (200)	ISAF0708	9.0 (229)	8.8 (224)
8" (200)	ISAF0808	8.0 (204)	8.8 (224)
10" (250)	ISAF1010	8.0 (204)	10.8 (27)



Commercial Appliance Adaptor SS to InnoFlue®

Adapts stainless steel flue outlets to InnoFlue®. May require Vibration Isolation Boot.

Nominal Diameter SS to PP	Part	Overall Length A	Effective Length B	Max O.D. C
6"/6" (152/160)	ISSA0606	7.3 (185)	4.2 (107)	7.8 (183)
7" (180) to 8" (200)	ISSA0708	8.7 (221)	6.1 (155)	8.8 (224)
8"/8" 203/200)	ISSA0808	8.9 (226)	5.0 (127)	8.8 (224)
10"/10" (254/250)	ISSA1010	8.9 (226)	5.0 (127)	10.7 (272)
12"/12" (305/315)	ISSA1212	16.9 (429)	4.2 (107)	13.8 (350)



Vibration Isolation Boot with Clamps

High temperature silicone boot seals InnoFlue® Single Wall Vent Lengths and Fittings to appliance flue outlet and minimizes vibration transfer from appliance to vent.

Nominal Diameter PVC to PP	Part	Width	I.D
6" (160)	ISVIB06	2.4 (60)	6.3 (160)
8" (200)	ISVIB08	2.4 (60)	7.9 (200)
10" (250)	ISVIB10	2.4 (60)	9.8 (250)
12" (315)	ISVIB12	2.4 (60)	12.4 (315)

Available

Custom Appliance Adaptors


Appliance Adaptors are built to order. Contact your sales representative for pricing and availability. www.centrotherm.us.com

Increasers & Reducers


Centric Increaser				
Transitions vent system to a larger diameter. Install in vertical orientation only. Additional configurations available upon request.				
Nominal Diameter	Part	Overall Length A	Effective Length B	Max O.D. C
2"/3" (60/80)	ISIA0203	5.9 (150)	3.5 (89)	3.8 (97)
3"/4" (80/110)	ISIA0304	5.7 (145)	3.2 (81)	5.1 (129)
4"/4" (100/110)	ISIA10004	6.4 (163)	4.2 (105)	5.1 (129)
4"/6" (110/160)	ISIA0406	7.6 (193)	4.8 (122)	7.2 (183)
5"/6" (125/160)	ISIA0506	7.2 (185)	4.3 (110)	7.2 (185)
6"/6" (150/160)	ISIA15006	7.7 (196)	4.9 (124)	7.2 (183)
6"/8" (160/200)	ISIA0608	10.4 (265)	6.5 (165)	8.8 (224)
8"/10" (200/250)	ISIA0810	11.6 (295)	7.7 (195)	10.7 (272)
10"/12" (250/315)	ISIA1012	18.2 (463)	5.5 (141)	13.8 (350)
300mm/12" (300/315)	ISIA30012	16.9 (429)	4.2 (107)	13.8 (350)




Eccentric Increaser				
Transitions vent system to a larger diameter. Install in horizontal or vertical orientation. Other size combinations available upon request.				
Nominal Diameter	Part	Overall Length A	Effective Length B	Max O.D. C
2"/3" (60/80)	ISEI0203	5.3 (135)	3.1 (79)	3.8 (97)
3"/4" (80/110)	ISEI0304	6.1 (156)	3.6 (91)	5.1 (129)
4"/6" (110/160)	ISEI0406	9.2 (234)	6.4 (163)	7.2 (183)
5"/6" (125/160)	ISEI0506	7.2 (185)	4.3 (108)	7.2 (183)
6"/8" (160/200)	ISEI0608	10.4 (265)	6.5 (165)	8.8 (224)
8"/10" (200/250)	ISEI0810	11.8 (300)	7.8 (200)	10.7 (272)
8"/12" (200/315)	ISEI0812	16.9 (429)	4.2 (107)	13.8 (350)
10"/12" (250/315)	ISEI1012	20.2 (514)	7.8 (200)	13.8 (350)



3/2" Reducer				
Transitions vent system to a smaller diameter.				
Nominal Diameter	Part	Overall Length A	Effective Length B	Max O.D. C
3"/2" (80/60)	ISRD0302	6.0 (153)	3.5 (89)	3.2 (80)

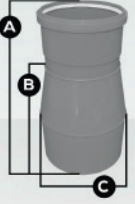




Reducers

Transitions vent system to a smaller diameter.

Nominal Diameter	Part	Overall Length A	Effective Length B	Max O.D. C
4"/3" (110/80)	ISRDO403	6.0 (153)	3.5 (89)	4.3 (110)
6"/4" (160/110)	ISRDO604	6.5 (166)	4.0 (102)	6.3 (160)
6"/4" (150/110)	ISRDI5004	8.8 (223)	6.5 (165)	5.9 (150)
8"/6" (200/160)	ISRDO806	8.0 (204)	5.2 (133)	7.9 (201)
10 "/8" (250/200)	ISRDI008	9.2 (234)	5.2 (133)	9.9 (252)
12 "/10 " (315/250)	ISRDI210	17.9 (455)	14.0 (356)	12.5 (318)




Tapered Reducer

Transitions vent system to a smaller diameter with minimal back pressure. Other sizes available. Please contact Centrotherm.

Nominal Diameter	Part	Overall Length A	Effective Length B	Max O.D. C
8"/6" (200/160)	ISTR0806	13.5 (343)	10.7 (272)	7.9 (200)
10 "/6" (250/160)	ISTR1006	18.5 (409)	16.3 (414)	9.9 (250)
10 "/8" (250/200)	ISTR1008	16.6 (422)	12.6 (320)	9.9 (250)

Test Ports



Test Ports

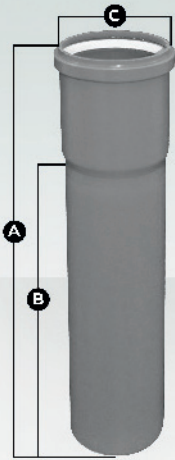
Installed immediately above the appliance, the test port allows plumbing and heating professionals to sample flue gases and ensure the appliance is operating at optimum efficiency.

Nominal Diameter	Part	Overall Length A	Effective Length B	Max O.D. C
2" (60)	ISTP02	7.0 (170)	4.3 (110)	3.0 (76)
3" (80)	ISTP03	7.0 (170)	4.5 (115)	3.8 (97)
4" (110)	ISTP04	12.4 (314)	9.8 (250)	5.1 (129)
6" (160)	ISTP06	12.7 (323)	9.8 (250)	7.2 (183)
8" (200)	ISTP08	15.9 (405)	12.0 (305)	8.8 (224)
10 " (250)	ISTP10	15.9 (405)	12.0 (305)	10.7 (272)
12 " (315)	ISTP12	36.7 (932)	24 (610)	13.8 (350)

Vent Lengths

Rigid Vent Length (10ft MUST be in Carton QTY)

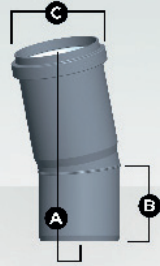
Rigid polypropylene vent lengths with dedicated male and female ends. Female ends contain internal gasket and male ends can be field cut and chamfered to desired length.




Nominal Diameter	Part	Overall Length A	Effective Length B	Max O.D. C
2" (60)	ISVL021	16.4 (411)	12 (305)	3.0 (76)
2" (60)	ISVL022	28.4 (716)	24 (610)	3.0 (76)
2" (60)	ISVL023	40.4 (1021)	36 (914)	3.0 (76)
2" (60)	ISVL026	76.4 (1935)	72 (1829)	3.0 (76)
2" (60)	ISVL0210	124.2 (3155)	120 (3048)	3.0 (76)
3" (80)	ISVL031	16.4 (411)	12 (305)	3.8 (97)
3" (80)	ISVL032	28.4 (716)	24 (610)	3.8 (97)
3" (80)	ISVL033	40.2 (1021)	36 (914)	3.8 (97)
3" (80)	ISVL036	76.4 (1935)	72 (1829)	3.8 (97)
3" (80)	ISVL0310	124.2 (3155)	120 (3048)	3.8 (97)
4" (110)	ISVL041	16.0 (406)	12 (305)	5.1 (129)
4" (110)	ISVL042	28.0 (711)	24 (610)	5.1 (129)
4" (110)	ISVL043	40.2 (1016)	36 (914)	5.1 (129)
4" (110)	ISVL046	76.2 (1930)	72 (1829)	5.1 (129)
4" (110)	ISVL0410	124.2 (3155)	120 (3048)	5.1 (129)
6" (160)	ISVL061	15.5 (345)	12 (305)	7.2 (183)
6" (160)	ISVL062	27.5 (700)	24 (610)	7.2 (183)
6" (160)	ISVL063	39.5 (1004)	36 (914)	7.2 (183)
6" (160)	ISVL066	75.5 (1919)	72 (1829)	7.2 (183)
6" (160)	ISVL0610	124.25 (3162)	120 (3048)	7.2 (183)
8" (200)	ISVL081	16.00 (412)	12 (305)	8.8 (224)
8" (200)	ISVL082	28.2 (716)	24 (610)	8.8 (224)
8" (200)	ISVL083	40.2 (1021)	36 (914)	8.8 (224)
8" (200)	ISVL086	76.2 (1935)	72 (1829)	8.8 (224)
8" (200)	ISVL0810	124.5 (3162)	120 (3048)	8.8 (224)
10" (250)	ISVL101	16.00 (410)	12 (305)	10.7 (272)
10" (250)	ISVL102	28.2 (715)	24 (610)	10.7 (272)
10" (250)	ISVL103	40.2 (1019)	36 (914)	10.7 (272)
10" (250)	ISVL106	76.2 (1934)	72 (1829)	10.7 (272)
10" (250)	ISVL1010	123.9 (3147)	120.0 (3048)	10.7 (242)
12" (315)	ISVL122	36.7 (932)	24 (610)	13.8 (350)
12" (315)	ISVL123	48.7 (1236)	36 (914)	13.8 (350)
12" (315)	ISVL126	84.7 (2151)	72 (1829)	13.8 (350)
12" (315)	ISVL129	120.6 (3063)	108.0 (2743)	13.8 (350)

Elbows and Tees

15° Elbow				
For offsets or changes in the direction of the vent system.				
Nominal Diameter	Part	Centerline Offset A	Effective Length B	Max O.D. C
2" (60)	ISEL0215	1.2 (32)	3.5 (88)	2.9 (74)
3" (80)	ISEL0315	1.3 (32)	3.6 (91)	3.7 (94)
4" (110)	ISEL0415	1.2 (32)	3.9 (99)	5.0 (128)
6" (160)	ISEL0615	1.0 (25)	5.1 (130)	7.2 (183)
10" (250)	ISEL1015	1.9 (48)	10.6 (269)	10.7 (272)
12" (315)	ISEL1215	4.4 (112)	18.7 (475)	13.8 (350)



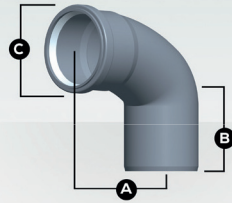
30° Elbow				
For offsets or changes in the direction of the vent system.				
Nominal Diameter	Part	Centerline Offset A	Effective Length B	Max O.D. C
2" (60)	ISEL0230	2.5 (63)	3.7 (94)	2.9 (74)
3" (80)	ISEL0330	2.5 (64)	3.9 (99)	3.7 (94)
4" (110)	ISEL0430	2.5 (64)	4.3 (110)	5.0 (128)
6" (160)	ISEL0630	2.1 (53)	5.8 (147)	7.2 (183)
10" (250)	ISEL1030	4.3 (109)	12.6 (320)	10.7 (272)
12" (315)	ISEL1230	9.3 (21.4)	21.4 (544)	13.8 (350)



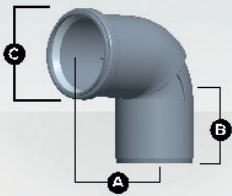
45° Short Radius Elbow				
For offsets or changes in the direction of the vent system.				
Nominal Diameter	Part	Centerline Offset A	Effective Length B	Max O.D. C
2" (60)	ISELS0245	2.5 (64)	3.8 (95)	3.0 (75)
3" (80)	ISELS0345	2.6 (66)	3.9 (98)	3.7 (95)
4" (110)	ISELS0445	2.7 (69)	4.2 (107)	5.0 (127)
6" (160)	ISEL0645	3.2 (81)	5.5 (138)	7.2 (183)
6" (160)	ISEL0645UV	3.2 (81)	5.5 (138)	7.2 (183)
10" (250)	ISEL1045	4.1 (105)	14.3 (364)	10.7 (272)
12" (315)	ISEL1245	5.5 (139)	23.6 (599)	13.8 (350)



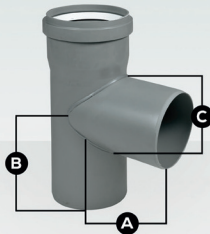
87° Long Radius Elbow					
For offsets or changes in the direction of the vent system.					
Nominal Diameter	Part	Centerline Offset A	Effective Length B	Max O.D. C	
2" (60)	ISELL0287	4.1 (105)	4.8 (121)	3.0 (76)	
3" (80)	ISELL0387	4.5 (114)	5.1 (129)	3.7 (95)	
4" (110)	ISELL0487	5.1 (131)	4.4 (111)	5.1 (129)	
3" (80)	ISELS0387	5.2 (133)	4.3 (109)	3.7 (95)	
4" (110)	ISELS0487	6.5 (165)	4.9 (124)	5.0 (127)	
6" (160)	ISEL0687	3.4 (86)	6.3 (160)	7.2 (183)	
6" (160)	ISEL0687UV	3.4 (86)	6.3 (160)	7.2 (183)	
10" (250)	ISEL1087	11.3 (287)	15.7 (399)	10.7 (272)	
12" (315)	ISEL1287	14.3 (364)	25.7 (653)	13.8 (350)	



87° Short Radius Elbow					
For offsets or changes in the direction of the vent system.					
Nominal Diameter	Part	Centerline Offset A	Effective Length B	Max O.D. C	
2" (60)	ISELS0287	2.5 (63)	3.9 (98)	3.0 (75)	
3" (80)	ISELS0387	5.2 (133)	4.3 (109)	3.7 (95)	
4" (110)	ISELS0487	6.5 (165)	4.9 (124)	5.0 (127)	



Tee					
Use to change the direction of the vent system, and capture condensates at base.					
Nominal Diameter	Part	Effective Length A	Effective Length B	Effective Length C	
2" (60)	IST02	6.3 (160)	8.7 (221)	2.6 (66)	
3" (80)	IST03	6.3 (160)	8.7 (221)	2.7 (69)	
4" (110)	IST04	5.6 (142)	8.4 (214)	3.0 (76)	
6" (160)	IST06	6.6 (168)	11.2 (284)	4.1 (105)	
8" (200)	IST08	8.5 (215)	15.2 (387)	6.5 (165)	
10" (250)	IST10	16.5 (419)	16.5 (420)	7.0 (179)	
12" (315)	IST12	19.7 (500)	28.7 (728)	7.5 (189.5)	

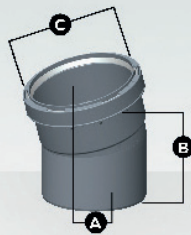




Tee Cap

Seals non-utilized tees and branch tees.

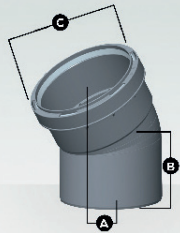
Nominal Diameter	Part	Max O.D. A
2" (60)	ISTC02	3.0 (76)
3" (80)	ISTC03	3.8 (97)
4" (110)	ISTC04	5.1 (129)
6" (160)	ISTC06	7.3 (185)
8" (200)	ISTC08	8.8 (224)
10" (250)	ISTC10	10.7 (272)
12" (315)	ISTC12	13.8 (350)



8" Zero Radius 15° Elbow

For offsets or changes in the direction of the vent system.

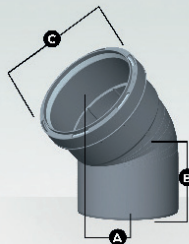
Nominal Diameter	Part	Centerline Offset A	Effective Length B	Max O.D. C	Zeta Value
8" (160)	ISELS0815	1.18 (30)	5.55 (232)	9.1 (232)	.10



8" Zero Radius 30° Elbow

For offsets or changes in the direction of the vent system.

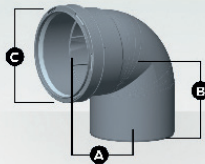
Nominal Diameter	Part	Centerline Offset A	Effective Length B	Max O.D. C	Zeta Value
8" (160)	ISELS0830	2.6 (67)	6.46 (164)	9.1 (232)	.20



8" Zero Radius 45° Elbow

For offsets or changes in the direction of the vent system.

Nominal Diameter	Part	Centerline Offset A	Effective Length B	Max O.D. C	Zeta Value
8" (200)	ISELS0845	4.3 (115)	7.22 (183)	9.1 (232)	.40

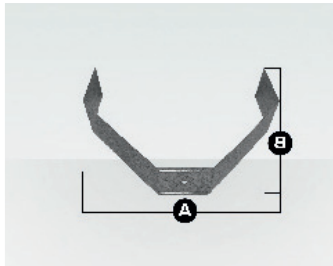


8" Zero Radius 87° Elbow

For offsets or changes in the direction of the vent system.

Nominal Diameter	Part	Centerline Offset A	Effective Length B	Max O.D. C	Zeta Value
8" (200)	ISELS0887	12.4 (316)	8.3 (212)	9.1 (232)	.96

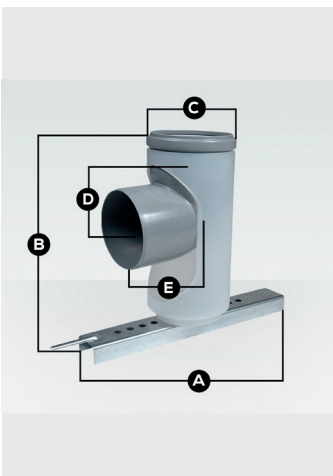
Base Supports



Base Support Bracket

B-Vent Support Bracket (IABVSB) replaces metal channel on base support to support vertical sections of rigid and flexible vent lengths installed inside a B-Vent. Fastens to floor joists.

Part	Width A	Height B
IABVSB	17.5 (446)	11.8 (298)



Base Support

Supports vertical sections of rigid (up to 164") vent lengths installed in chimneys and chases.

Nominal Diameter	Part	Base Length A	Height B	Max O.D. C	Effective D	Effective E
2" (60)	ISBS0287	15.8 (400)	9.4 (238)	3.0 (76)	2.7 (69)	4.6 (118)
3" (80)	ISBS0387	15.8 (400)	10.6 (269)	3.8 (97)	3.4 (86)	4.9 (125)
4" (110)	ISBS0487	15.8 (400)	11.5 (291)	5.1 (129)	2.6 (65)	4.5 (115)
6" (160)	ISBS0687	15.8 (400)	13.2 (335)	7.2 (183)	3.7 (93)	6.1 (156)
8" (200)	ISBS0887	15.8 (400)	22.7 (577)	8.8 (224)	10.2 (260)	13.5 (342)
10" (250)	ISBS1087	27.6 (700)	29.5 (750)	10.7 (272)	12.1 (307)	15.1 (383)
12" (315)	ISBS1287	27.6 (700)	46.9 (1191)	13.8 (350)	15.7 (398)	24.9 (633)

InnoFlue 2" / 3" Field Kit



Field Kit

Be prepared for any installation with the InnoFlue® Field Kit.

Nominal Diameter	Part
2" (60) / 3" (80)	ISFK0203

Kit Contains:

- ISAGL Adaptor (QTY 2)
- ISAAL Adaptor (QTY 2)
- ISLPT Wall Termination (QTY 1)
- 45° Elbow (QTY 2)
- 87° Elbow (QTY 2)
- 1' Vent Length (QTY 2)
- 2' Vent Length (QTY 2)
- Connector Ring (QTY 5)
- Support Clamp (QTY 3)
- Bird Screen (QTY 3)
- Wall Plate (QTY 2)
- Centrocerin Lubricant (QTY 5)
- Field Kit Inventory Tracker

Be prepared for any installation with the InnoFlue® Field Kit.

No more return trips to the distributor! If you forgot a piece, the InnoFlue® Field Kit has you covered. The kit contains a wide variety of parts for which you may need an extra. Elbows, adaptors, connector rings, and more - use the InnoFlue® Field Kit and finish the job on time.

See the components and quantities at left.

Both 2" and 3" parts are included with each kit.



InnoFlue Field Kit Inventory Tracker

Keep track of the InnoFlue components you use/need and save yourself costly trips back to the wholesaler!

Technician: _____
Truck #: _____

ISAGL	ISAAL	ISLPT	45°	87°	1'	2'	IASCN	IANS	IASPP	PLATE	LUBE
2" 3"	2" 3"	2" 3"	2" 3"	2" 3"	2" 3"	2" 3"	2" 3"	2" 3"	2" 3"	2" 3"	

ISFK0203 Centrotherm Eco Systems • <http://centrotherm.us.com> • 518.434.3400

Kits



Horizontal Vent Kit

Includes all fittings and accessories required for short sidewall termination vent runs.

Nominal Diameter	Part
2" (60)	ISVKH02
3" (80)	ISVKH03
4" (110)	ISVKH04



Quick Kits (Wall)

Includes everything necessary to terminate an appliance through a side wall

Kit Contains:

- 3' vent Lengths (QTY 3)
- 87° Elbows (QTY 2)
- Connector Rings (QTY 6)
- Sidewall Termination
- Centrocerin Lubricant

Nominal Diameter	Part
2" (60)	ISQKW02
3" (80)	ISQKW03
4" (110)	ISQKW04



Quick Kit (Roof)

Includes everything necessary to terminate an appliance through a single roof penetration

Kit Contains:

- PVC to PP Adaptor (intake)
- 3' vent Lengths (QTY 6)
- 87° Elbows (QTY 2)
- Connector Rings (QTY 6)
- Twin Pipe to Concentric Adaptor
- Concentric Termination
- Centrocerin Lubricant

Nominal Diameter	Part
2" (60)	ISQKR02
3" (80)	ISQKR03
4" (110)	ISQKR04

Terminations



Chimney Cover PPs-UV

This termination incorporates a combustion air intake and flue gas termination in a single assembly. Cover seals top of the chimney or chase. Use with End Pipe or Flex End Pipe. End Pipes sold separately.

Nominal Diameter	Part	Length A	Height B
2" (60)	ISCP02	15.8 (400)	9.6 (245)
3" (80)	ISCP03	15.8 (400)	9.6 (245)
4" (110)	ISCP04	15.8 (400)	9.6 (245)



Low Profile Wall Termination (2' and 3')

Low Profile Wall Termination incorporates combustion air intake and exhaust into a single aesthetically pleasing termination. Part is paintable to match exterior of structure. Comes with interior wall plate and bird screen. Exhaust can be extended or re-directed with elbows or vent lengths. Vent lengths and elbows sold separately.

Nominal Diameter	Part	Overall Width A	Overall Height B	Offset
2" (60)	ISLPT0202	13 (330)	9.1 (231)	4.7 (119)
3" (80)	ISLPT0303	13 (330)	9.1 (231)	4.7 (119)



Low Profile Wall Termination (4')

Low Profile Wall Termination incorporates combustion air intake and exhaust into a single aesthetically pleasing termination. Part is paintable to match exterior of structure. Comes with interior wall plate and bird screen. Exhaust can be extended or re-directed with elbows or vent lengths. Vent lengths and elbows sold separately.

Nominal Diameter	Part	Overall Width	Overall Height	Offset
4" (110)	ISLPT0404	23 (584)	15 (305)	5.3 (134)




Universal B-Vent Cap

Allows for multiple flue configurations. Utilize existing B-Vent as a chase. Clean, professional and aesthetically pleasing. Installs quickly and easily.

Part	Length	Height	Width
IAUBVC	10"	10"	10"




Multiple Configuration Options



Termination Tee

Made from black U.V. stabilized polypropylene. Use where termination is exposed to excessive sunlight, wind or prone to freeze ups.


Nominal Diameter	Part	Overall Width A	Effective Length B	Max Length C
2" (60)	ISTT0220	7.6 (193)	27.6	28.8
3" (80)	ISTT0320	7.6 (193)	27.6	29.2
4" (110)	ISTT0420	7.6 (193)	27.6	29.8



End Pipe PPs-UV

Made from black U.V. stabilized polypropylene. Use where termination is exposed to excessive sunlight.


Nominal Diameter	Part	Overall Length A	Max O.D. B
2" (60)	ISEP02	19.7 (500)	2.4 (60)
2" (60)	ISEP0239	39.4 (1000)	2.4 (60)
3" (80)	ISEP03	19.7 (500)	3.2 (80)
3" (80)	ISEP0339	39.4 (1000)	3.2 (80)
4" (110)	ISEP04	19.7 (500)	4.3 (110)
4" (110)	ISEP0439	39.4 (1000)	4.3 (110)



Vent Lengths PP-UV

Allows for the exterior extension of the vent system.

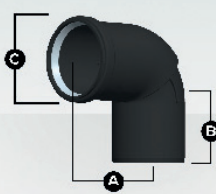
Nominal Diameter	Part	Overall Length A	Effective Length B	Max O.D. C
2" (60)	ISVL022UV	28.4 (721)	24 (610)	3.0 (75)
3" (80)	ISVL032UV	28.4 (721)	24 (610)	3.8 (97)
4" (110)	ISVL042UV	28.2 (716)	24 (610)	5.1 (129)



45° Short Radius Elbow (Black)

For exterior offsets or changes in the direction of the vent system.

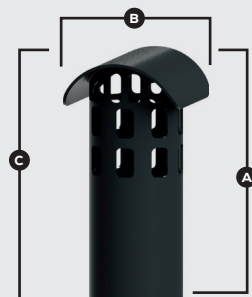
Nominal Diameter	Part	Centerline Offset A	Effective Length B	Max O.D. C
2" (60)	ISELS0245UV	2.5 (64)	3.8 (95)	3.0 (75)
3" (80)	ISELS0345UV	2.6 (66)	3.9 (98)	3.7 (95)
4" (110)	ISELS0445UV	2.7 (69)	4.2 (107)	5.0 (127)



87° Short Radius Elbow (Black)

For exterior offsets or changes in the direction of the vent system.

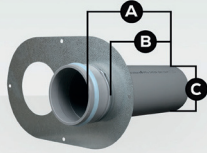
Nominal Diameter	Part	Centerline Offset A	Effective Length B	Max O.D. C
2" (60)	ISELS0287UV	4.1 (105)	3.9 (98)	3.0 (75)
3" (80)	ISELS0387UV	4.5 (114)	4.3 (109)	3.7 (95)
4" (110)	ISELS0487UV	5.1 (131)	4.9 (124)	5.0 (127)



Rain Cap

InnoFlue® Rain Cap Terminations ensure optimal exhaust performance while preventing water and foreign objects from entering the system.

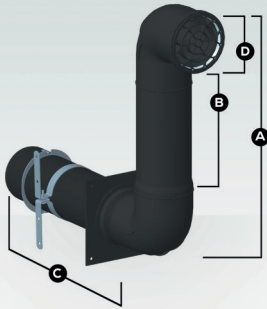
Nominal Diameter	Part	Effective Length A	Width B	Height C
2" (70)	ISRCE02	66 (1676)	4.3 (109)	70 (1778)
3" (70)	ISRCE03	66 (1676)	5 (127)	70 (1778)
4" (70)	ISRCE04	66 (1676)	6.3 (160)	70 (1778)



PPs to PVC Termination Kit

Adapts PPs to PVC Twin Pipe Termination. Comes with replacement wall plate and termination adaptor.

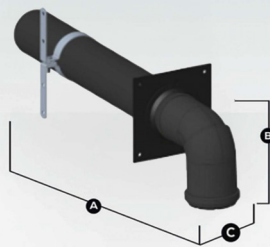
Nominal Diameter	Part	Overall Length A	Effective Length B	End O.D. C
2" (60)	ISLTK02	12.3 (313)	11.0 (280)	2.4 (61)
3" (80)	ISLTK03	13.0 (330)	11.0 (280)	3.5 (89)
4" (110)	ISLTK04	13.2 (336)	11.0 (280)	4.5 (115)



The Snork – Shorter name, Shorter install time!

One piece termination. Includes bird screen, connector ring, support clamp, and wall plate.

Nominal Diameter	Part	Overall Height A	Height B	Length C	Max O.D. D
2" (60)	ISSNKLTK02	17.6 (447)	12.6 (320)	19.1 (485)	3.0 (76)
3" (80)	ISSNKLTK03	19.2 (488)	12.6 (320)	19.5 (495)	3.7 (94)
4" (110)	ISSNKLTK04	21.6 (549)	12.6 (320)	20.1 (511)	5.0 (127)



The Snout – InnoFlue® Intake Termination

One piece intake termination. Includes bird screen, support clamp, and wall plate.

Nominal Diameter	Part	Overall Length A	Height B	Max O.D. C
2" (60)	ISSNTTK02	26.7 (679)	4.8 (121)	3.0 (75)
3" (80)	ISSNTTK03	27.1 (689)	5.5 (139)	3.7 (95)
4" (110)	ISSNTTK04	27.9 (709)	12.6 (320)	5.0 (127)

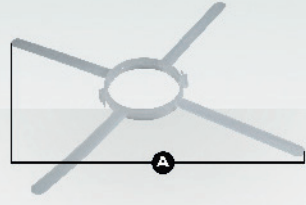
Accessories



Bird Screen PP-UV

Fits inside InnoFlue® Single Wall and Flex end-pipes at terminations.

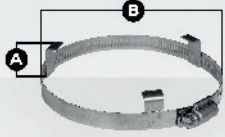
Nominal Diameter	Part
2" (60)	IASPP02
3" (80)	IASPP03
4" (110)	IASPP04



2", 3", and 4" Spacers

Self positioning spacers center InnoFlue® Single Wall or Flex in a chase, chimney, or B-vent.


Nominal Diameter	Part	Max Width A	Min Width
2" (60)	IASP02	23.5 (596)	3.3 (85)
3" (80)	IASP03	22.8 (580)	4.2 (106)
4" (110)	IASP04	23.9 (606)	5.4 (138)



Flue Clamp

Secures ISAGL appliance adaptors to appliance flue collar.

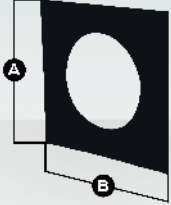
Nominal Diameter	Part	Height A	Max. I.D. B
2" (60)	IAFC02	1.0 (26)	3.0 (77)
3" (80)	IAFC03	1.0 (26)	4.3 (110)
4" (110)	IAFC04	1.0 (26)	5.0 (127)



Support Clamp

Used as vertical or horizontal support. Space 78" in vertical and 39" in horizontal installations. **Uses 3/8" threaded rod.**


Nominal Diameter	Part	Overall Length A	Height B
2" (60)	IASCM02	3 (76.2)	1.1(28)
3" (80)	IASCM03	3.8 (96.5)	1.1 (28)
4" (110)	IASCM04	5.3 (134.6)	1.1 (28)



Wall Plate Square (Plastic)

Used to improve aesthetics and reduce drafts at chimney openings or wall penetrations.

Nominal Diameter	Part	Length A	Width B
2" (60)	IAWP02BP	6 (150)	6 (150)
3" (80)	IAWP03BP	6 (150)	6 (150)
4" (110)	IAWP04BP	6 (150)	6 (150)



Double Hose Clamp

Connection clamps provide mechanical connection as required by O.E.M.


Nominal Diameter	Part
2" (60)	IADHC0202
3" (80)	IADHC0303
4" (110)	IADHC0404



Horizontal Hanger

InnoFlue Horizontal Support Clamps can only be used for horizontal support. Space 39" in horizontal installations. Mount with standard hardware.

Diameter	Part	Length A	Width B	Height C
2" (60)	IASH02	2.4 (60)	1 (25.4)	14.5 (368.3)
3" (80)	IASH03	3.1 (80)	1 (25.4)	15.7 (400.05)
4" (110)	IASH04	4.3 (110)	1 (25.4)	17 (431.8)



Connector Ring

Provides reinforcement at joints to support loads of up to 99 lbs (45kg).


Nominal Diameter	Part	O.D. A
2" (60)	IANS02	3.2 (81)
3" (80)	IANS03	4.1 (103)
4" (110)	IANS04	5.3 (134)



EPDM Gaskets

Standard gasket for 2" through 4" diameter InnoFlue® Single Wall. Inserted into the female end of each part, the gaskets keep flue gases and condensates within the vent system.

Nominal Diameter	Part
2" (60)	ISGE02
3" (80)	ISGE03
4" (110)	ISGE04



B-Vent Gasket

Rubber gasket for converting existing B-Vent into a combustion air chase.

Diameter	Part	Flange I.D. A	Max O.D. B	Groove Thickness C
2" (60)	IACGE02	2.8 (72)	3.5 (88)	0.1 (2.5)
3" (80)	IACGE03	3.6 (92)	4.3 (108)	0.1 (2.5)
4" (110)	IACGE04	4.8 (122)	5.4 (137)	0.1 (2.5)



Centrocerin Lubricant

A water based lubricant used to ease the assembly of InnoFlue® Single Wall & Flex. Sparingly applied to the gasket or male end.

Package Size	Part
50 ml	IACE50

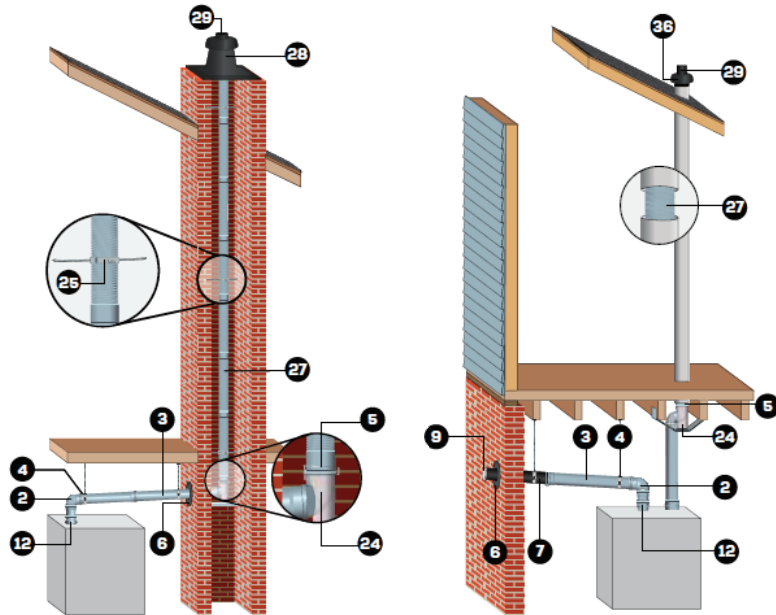
INNOFLUE®

FLEX



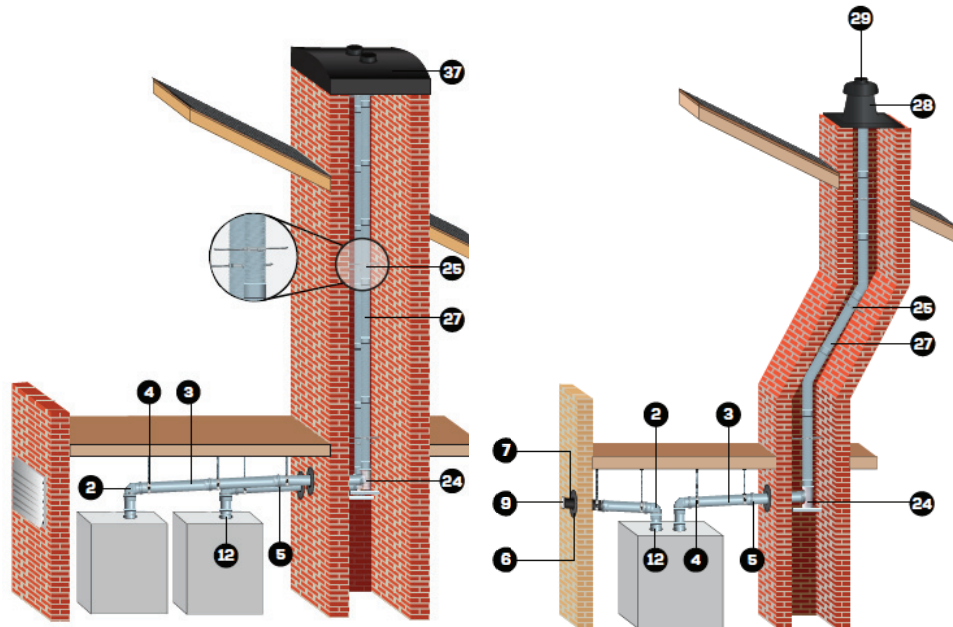
Typical Configurations

- 2** ISEL87: 87° Elbow
- 3** ISVL: Vent Length
- 4** IASCM: Support Clamp
- 5** IANS: Connector Ring
- 6** IAWP: Wall Plate
- 7** ISEP: End Pipe PPs-UV
- 8** ISTT: Termination Tee PPs-UV
- 9** IASPP: Bird Screen PPs-UV
- 12** Appliance Adaptor
(See OEM approval Matrix)
- 24** ISBS: Base Support
- 25** IASP: Spacer
- 27** IFVL: Flexible Vent Length
- 28** ISCP: Chimney Cover PPs-UV
- 29** IFEP: Flex End Pipe
- 36** IAUBV: Universal B-Vent Cap
- 37** IFPT: Custom Chimney Cover



InnoFlue® SW and Flex installations, where **InnoFlue® SW** is used to pass flue gases to the base of the chimney, then **InnoFlue® Flex** to get them to the termination at the top.


InnoFlue® SW and Flex installations, where **InnoFlue® SW** is used to pass flue gases to the base of a structurally intact metal chase, then **InnoFlue® Flex** to get them to the termination at the top. Combustion air is not supplied through the metal flue.




InnoFlue® SW and Flex installations, where **InnoFlue® SW** is used to pass flue gases to the base of the chimney, then **InnoFlue® Flex** to get them to the termination at the top. Combustion air is not supplied through the masonry chimney.


InnoFlue® SW and Flex installations, where **InnoFlue®** is used to pass flue gases of multiple appliances to the base of a structurally intact masonry chimney or metal flue, then **InnoFlue® SW** or Flex to get them to the Custom Chimney Cover at top.

Flex Vent Lengths

2" Flex				
	Is manufactured from polypropylene. 2" Flex can be field cut and is ideal for use in chimneys with offsets. With couplers, 2" Flex can be connected to 2" Flex or InnoFlue® SW.			
	Nominal Diameter	Part	Coil Length	Max O.D.
	2" (60)	IFVL02025	25' (7.6m)	2.3 (58)
	2" (60)	IFVL02035	35' (10.7m)	2.3 (58)
	2" (60)	IFVL02050	50' (15.2m)	2.3 (58)
2" (60)	IFVL02150	150' (45.7m)	2.3 (58)	

3" and 4" Flex				
	Are manufactured from polypropylene and feature rigid sections every 2'. 3" and 4" Flex can be field cut and are ideal for use in chimneys with offsets. The base of your 3" and 4" Flex can be connected to InnoFlue® SW at any rigid section without coupler. Flex to Flex couplers available for extended flex runs.			
	Nominal Diameter	Part	Coil Length	Max O.D.
	3" (80)	IFVL03025	25' (7.6m)	3.3 (84)
	3" (80)	IFVL03035	35' (10.7m)	3.3 (84)
	3" (80)	IFVL03040	40' (12.2m)	3.3 (84)
	3" (80)	IFVL03050	50' (15.2m)	3.3 (84)
	3" (80)	IFVL03150	150' (45.7m)	3.3 (84)
	4" (110)	IFVL04025	25' (7.6m)	4.3 (110)
	4" (110)	IFVL04035	35' (10.7m)	4.3 (110)
	4" (110)	IFVL04040	40' (12.2m)	4.3 (110)
	4" (110)	IFVL04050	50' (15.2m)	4.3 (110)
	4" (110)	IFVL04080	80' (24.4m)	4.3 (110)

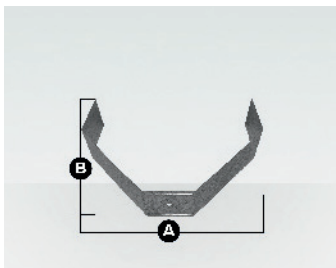
Base Supports



Base Support

Supports vertical sections of rigid (up to 164') and flexible (up to 98' with Flex End Pipe) vent lengths installed in chimneys and chases.

Nominal Diameter	Part	Base Length A	Height B	Max O.D. C	Effective D	Effective E
2" (60)	ISBS0287	15.8 (400)	9.4 (238)	3.0 (76)	2.7 (69)	4.6 (118)
3" (80)	ISBS0387	15.8 (400)	10.6 (269)	3.8 (97)	3.4 (86)	4.9 (125)
4" (110)	ISBS0487	15.8 (400)	11.5 (291)	5.1 (129)	2.6 (65)	4.5 (115)



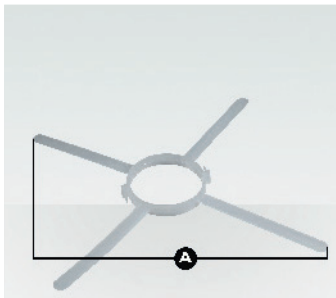
Base Support Bracket

B-Vent Support Bracket (IABVSB) replaces metal channel on base support to support vertical sections of rigid and flexible vent lengths installed inside a B-Vent. Fastens to floor joists.

Part	Width A	Height B
IABVSB	17.5 (446)	11.8 (298)

Flex

Couplers and Accessories



2", 3", and 4" Spacers

Self positioning spacers center InnoFlue® SW or Flex in a chase/chimney/B-vent.

Nominal Diameter	Part	Max Width A	Min Width
2" (60)	IASP02	23.5 (596)	3.3 (85)
3" (80)	IASP03	22.8 (580)	4.2 (106)
4" (110)	IASP04	23.9 (606)	5.4 (138)








SW to Flex Coupler

Transitions 2' InnoFlue® Single Wall Rigid to 2' InnoFlue® Flex.

Nominal Diameter	Part	Overall Length A	Effective Length B	Max O.D. C
2" (60)	IFRFC02	4.2 (107)	3.2 (81)	2.6 (65)

InnoFlue® Polypropylene Vent Systems

	2" Flex to Single Wall Coupler		
	Transitions 2" InnoFlue® Flex to 2" InnoFlue® Single Wall Rigid.		
Nominal Diameter	Part	Overall Length A	Max O.D. B
2" (60)	IFFSC02	3.9 (99)	3.0 (76)
	3" Flex to Single Wall Coupler		
	Transitions InnoFlue® Flex to InnoFlue® Single Wall Rigid.		
Nominal Diameter	Part	Overall Length A	Max O.D. B
3" (80)	IFFSC03	5.5 (138)	3.9 (100)
	4" Flex to Single Wall Coupler		
	Transitions InnoFlue® Flex to InnoFlue® Single Wall Rigid.		
Nominal Diameter	Part	Overall Length A	Max O.D. B
4" (110)	IFFSC04	6.1 (156)	5.6 (139)
	3" and 4" Flex to Flex Coupler		
	Connects 3" and 4" InnoFlue® Flex to 3" and 4" InnoFlue® Flex.		
Nominal Diameter	Part	Overall Length A	Max O.D. B
3" (80)	IFFFC03	5.5 (141)	3.9 (100)
4" (110)	IFFFC04	6.7 (166)	5.1 (128)
	Connector Ring		
	Provides reinforcement at joints to support loads of up to 99 lbs (45Kg).		
Nominal Diameter	Part	O.D. A	
2" (60)	IANS02	3.2 (81)	
3" (80)	IANS03	4.1 (103)	
4" (110)	IANS04	5.3 (134)	

B-Vent Kits



2" B-Vent Kit

Includes all components necessary to line a B-Vent from base to termination. Rigid vent lengths, elbows, adaptors and other components required to connect B-Vent base support to appliance are sold separately.

Nominal Diameter	Part	Flex Vent Length
2" (60)	IFBK0225	25' (7.6m)
2" (60)	IFBK0235	35' (10.6m)
2" (60)	IFBK0250	50' (15.25m)

Kit contains B-Vent Support Bracket, Base Support, Single Wall-To-Flex Coupler, 2" Flex Vent, Flex End Pipe, Universal B-Vent Cap, Connector Ring, Spacers and Centrocerin®.



3" and 4" B-Vent Kit

Includes all components necessary to line a B-Vent from base to termination. Rigid vent lengths, elbows, adaptors and other components required to connect B-Vent base support to appliance are sold separately.

Nominal Diameter	Part	Flex Vent Length	B-Vent Diameter
3" (80)	IFBK0325	25' (7.6m)	4", 5", 6"
3" (80)	IFBK0335	35' (10.6m)	4", 5", 6"
3" (80)	IFBK0350	50' (15.25m)	4", 5", 6"
4" (110)	IFBK0425	25' (7.6m)	5", 6"
4" (110)	IFBK0435	35' (10.6m)	5", 6"
4" (110)	IFBK0440	40' (12.1m)	5", 6"

Kit contains Flex Vent, B-Vent Support Bracket, Base Support, Flex End Pipe, Universal B-Vent Cap, Connector Ring, Spacers and Centrocerin®.

B-Vent Component Kits



2" Flex Component B-Vent Kit

Includes all fittings and accessories required to line a B-Vent excluding 2" flex, 2" flex and rigid vent length, elbows, adaptors required to connect B-Vent Base Support to appliance, and termination are sold separately.

Nominal Diameter	Part	B-Vent Diameter
2" (60)	IFBK02	4"

Kit includes B-Vent Support Bracket, Base Support, Single Wall-To-Flex Coupler, Flex End Pipe, Universal B-Vent Cap, Connector Ring, Spacers and Centrocerin. 2" Flex Vent and other components required.



3" and 4" Flex Component B-Vent Kit

Includes all fittings and accessories required to line a B-Vent excluding 3" or 4" Flex Vent. 3" or 4" flex and rigid vent lengths, elbows, adaptors and other components required to connect B-Vent Base Support to appliance, and termination are sold separately.

Nominal Diameter	Part	B-Vent Diameter
3" (80)	IFBKC03	4"
4" (110)	IFBKC04	5"

Kit includes B-Vent Support Bracket, Base Support, Flex End Pipe, Universal B-Vent Cap, Connector Ring, Spacers and Centrocerin Lubricant.

Chimney Kits



2" Chimney Kit

Includes all components necessary to line a chimney from chimney termination to Base Support. Rigid vent lengths, elbows, adaptors and other components required to connect chimney kit base support to appliance are sold separately. Custom flex lengths are available.

Nominal Diameter	Part	Flex Vent Length
2" (60)	IFCK0225	25' (7.6m)
2" (60)	IFCK0235	35' (10.7m)
2" (60)	IFCK0250	50' (15.2m)

Kit contains Base Support, Single Wall to Flex Coupler, Flex Vent Length, Flex End Pipe, Chimney Cover, Connector Ring, Spacers and Centrocerin Lubricant.



3" and 4" Chimney Kit

Includes all components necessary to line a chimney from chimney termination to Base Support. Rigid vent lengths, elbows, adaptors and other components required to connect chimney kit base support to appliance are sold separately. Custom flex lengths are available.

Nominal Diameter	Part	Flex Vent Length
3" (80)	IFCK0325	25' (7.6m)
3" (80)	IFCK0335	35' (10.7m)
3" (80)	IFCK0350	50' (15.2m)
4" (110)	IFCK0425	25' (7.6m)
4" (110)	IFCK0435	35' (10.7m)
4" (110)	IFCK0440	40' (12.2m)
4" (110)	IFCK0450	50' (15.2m)

Kit contains Base Support, Flex Vent Length, Flex End Pipe, Chimney Cover, Connector Ring, Spacers and Centrocerin Lubricant.

Chimney Component Kits



2" Flex Component Chimney Kit

Includes all components necessary to line a chimney from chimney termination to Base Support excluding 2" flex vent, 2" flex and rigid vent lengths, elbows, adaptors and other components required to connect Base Support to appliance, and termination are sold separately.

Nominal Diameter	Part
2" (60)	IFCKC02

Kit contains Base Support, Single Wall to Flex Coupler, Chimney Cover, Flex End Pipe, Connector Ring, Spacers and Centrocerin Lubricant.



3" and 4" Flex Component Chimney Kit

Includes all components necessary to line a chimney from chimney termination to Base Support excluding 3" or 4" flex vent, 3" or 4" flex and rigid vent lengths, elbows, adaptors and other components required to connect Base Support to appliance, and termination are sold separately.

Nominal Diameter	Part
3" (80)	IFCKC03
4" (110)	IFCKC04

Kit contains Base Support, Chimney Cover, Flex End Pipe, Connector Ring, Spacers and Centrocerin Lubricant.

Flex

Terminations



Chimney Cover PPs-UV


This termination incorporates a combustion air intake and flue gas termination in a single assembly. Cover seals top of the chimney or chase. Use with End Pipe or Flex End Pipe. End Pipes sold separately.

Nominal Diameter	Part	Length A	Height B
2" (60)	ISCP02	15.8 (400)	9.6 (245)
3" (80)	ISCP03	15.8 (400)	9.6 (245)
4" (110)	ISCP04	15.8 (400)	9.6 (245)

Available

Custom Chimney Cover PPs-UV


Custom Chimney Cover sizes available, including multiple flue versions. Call with size requirements for pricing.



2" Flex End Pipe

Terminates InnoFlue® Flex Vent at top of chimney. Used in combination with Chimney Cover PP-UV, or B-Vent Cap

Nominal Diameter	Part	Overall Length A	Effective Length B	Max O.D. C
2" (60)	IFEP02	5.3 (135)	4.1 (105)	3.9 (99)



3" and 4" Flex End Pipe

Terminates InnoFlue® Flex Vent at top of chimney. Used in combination with Chimney Cover PP-UV or B-Vent Cap

Nominal Diameter	Part	Overall Length A	Effective Length B	Max O.D. C
3" (80)	IFEP03	7.1 (180)	3.3 (84)	3.9 (100)
4" (110)	IFEP04	10.0 (253)	3.5 (89)	5.2 (132)



Universal B-Vent Cap

Allows for multiple flue configurations. Utilize existing B-Vent as a chase. Clean, professional and aesthetically pleasing. Installs quickly and easily.

Part	Length	Height	Width
IAUBVC	10"	10"	10"



One Part Multiple Configurations

6" Flex Kits



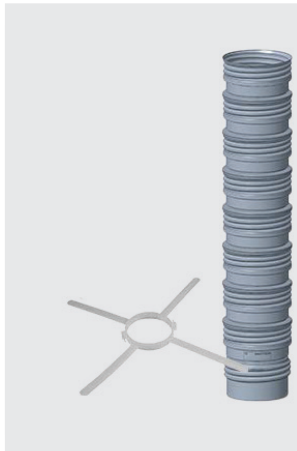
6" Flex Starter Kit

Utilize InnoFlue® Single Wall from the appliance and connect to 6" flex starter kit via the base support provided in the starter kit.

Kit Contains:

- 6" Base Support
- 6" Flex starter piece (1m)
- Connector Ring
- 6" Spacer

Nominal Diameter	Part
6" (152)	IFVLSK06




6" Flex Extension Kit

Utilize InnoFlue® Single Wall from the appliance and connect to 6" flex starter kit via the base support provided in the starter kit.

Kit Contains:

- 6" Flex starter piece (1m)
- 6" Spacer

Nominal Diameter	Part
6" (152)	IFVLEK06
6" (152)	IFVLEK06-4
6" (152)	IFVLEK06-32



6" Flex Termination Kit

Utilize InnoFlue® Single Wall from the appliance and connect to 6" flex starter kit via the base support provided in the starter kit.

Kit Contains:

- 6" Flex termination piece (1 m)
- 6" top support bracket
- 6" chimney cover w/ UV end pipe
- 6" Spacer

Nominal Diameter	Part
6" (152)	IFVLT06

INNOFLUE®

CONCENTRIC




Typical Configurations

- 4** IASCM: Support Clamp
- 6** IAWP: Wall Plate
- 15** ICRT: Concentric Roof Termination
- 31** ICTP: Concentric Test Port
- 32** ICEL45: Concentric 45° Elbow
- 33** ICVL: Concentric Vent Length
- 34** ICEL87: Concentric 87° Elbow
- 35** ICWT: Concentric Wall Termination PP




InnoFlue® Concentric installations where combustion air and air intake points are co-located above the roof line.



InnoFlue® Concentric installations where combustion air and air intake points are co-located.

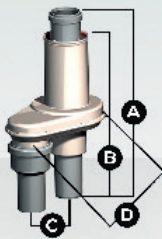
Concentric Adaptors



Concentric Centric Increaser

Transitions from one diameter to a larger diameter. Install in vertical orientation only.


Nominal Diameter	Part	Overall Length A	Effective Length B	Max O.D. C
4"/6" (100/150mm)	ICIA10015046	6.0 (163)	4.1 (105)	6.8 (173)
4"/6" (110/150mm)	ICIA11015046	6.0 (163)	4.1 (105)	6.8 (173)



Reversible Concentric / Twin Pipe Adaptor

Reversible adaptor transitions between 2" InnoFlue® Single Wall and 2 1/4" InnoFlue® Concentric. Reducer and vent length included.

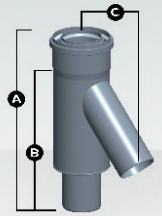
Nominal Diameter	Part	Overall Length A	Effective Length B	Center to Center C	Width D
2"/4" (60/100)	ICTCR24	16.4 (411)	12 (305)	4.76 (120)	10.0 (254)



Reversible Concentric / Twin Pipe Adaptor

Reversible adaptor transitions between 3" InnoFlue® Single Wall and 3 1/2" InnoFlue® Concentric.

Nominal Diameter	Part	Overall Length A	Effective Length B	Offset C	Width D
3"/5" (80/125)	ICCT3503	9.8 (250)	5.9 (150)	4.8 (121)	10.5 (267)




Twin Pipe to Concentric Adaptor

Adaptor transitions between Twin Pipe 4" InnoFlue® Single Wall to 4 1/6" InnoFlue® Concentric.

Nominal Diameter	Part	Overall Length A	Effective Length B	Centerline Offset C
4"/6" (110/160)	ICTC0446	14.5 (316)	10.0 (25.3)	8.8 (224)


Condensate Management




Universal Ball Valve Siphon

Attaches to any InnoFlue® drain. Allows condensates to flow while unique ball valve assures combustion gases remain contained at higher temperatures. Comes with and can be installed with a barbed or compression fitting. See configuration options below.


Part	Overall Height A	Width B	Length C
IASJBVS	6.5	4.5	1.9



Compression




Barbed



Directional

Concentric Test Ports

Concentric




Concentric Test Port

Installed immediately above the appliance, the test port allows plumbing and heating professionals to sample flue gases and ensure the appliance is operating at optimum efficiency.

Nominal Diameter	Part	Overall Length A	Effective Length B	Max O.D. C
2"/4" (60/100)	ICTP24	6.7 (170)	4.3 (110)	4.4 (112)
3"/5" (80/125)	ICTP35	16.2 (412)	12.0 (305)	5.8 (146)
4"/6" (110/160)	ICTP46	8.1 (207)	5.6 (143)	6.8 (173)

Concentric Vent Lengths

Concentric Vent Lengths				
Rigid polypropylene vent lengths with metal outer and dedicated male and female Ends. Female end contains internal gasket and male ends can be field cut and chamfered to desired length.				
Nominal Diameter	Part	Overall Length A	Effective Length B	Max O.D. C
2"/4" (60/100)	ICVL241	14.5 (368)	12 (305)	4.4 (112)
2"/4" (60/100)	ICVL242	26.5 (673)	24 (610)	4.4 (112)
2"/4" (60/100)	ICVL243	38.5 (978)	36 (914)	4.4 (112)
3"/5" (80/125)	ICVL351	14.5 (368)	12 (305)	5.5 (139)
3"/5" (80/125)	ICVL352	26.5 (673)	24 (610)	5.5 (139)
3"/5" (80/125)	ICVL353	38.5 (978)	36 (914)	5.5 (139)
4"/6" (110/160)	ICVL461	14.5 (368)	12 (305)	6.8 (173)
4"/6" (110/160)	ICVL462	26.5 (673)	24 (610)	6.8 (173)
4"/6" (110/160)	ICVL463	38.5 (978)	36 (914)	6.8 (173)



Elbows


Concentric 45° Elbow				
For offsets or changes in the direction of the vent system.				
Nominal Diameter	Part	Centerline Offset A	Effective Length B	Max O.D. C
2"/4" (60/100)	ICEL2445	.7 (18)	3.3 (85)	4.4 (112)
3"/5" (80/125)	ICEL3545	1.3 (34)	4.6 (117)	5.5 (139)
4"/6" (110/160)	ICEL4645	1.5 (39)	5.2 (133)	6.8 (173)



Concentric 87° Elbow				
For offsets or changes in the direction of the vent system.				
Nominal Diameter	Part	Centerline Offset A	Effective Length B	Max O.D. C
2"/4" (60/100)	ICEL2487	2.0 (50)	4.8 (123)	4.4 (112)
3"/5" (80/125)	ICEL3587	3.1 (79)	5.1 (129)	5.5 (139)
4"/6" (110/160)	ICEL4687	4.4 (111)	6.5 (165)	6.8 (173)



Roof Flashing




Concentric Roof Flashing

Concentric PP roof flashing creates water-tight roof penetration when using InnoFlue® Concentric.

Nominal Diameter	Part	Overall Length A	Overall Length B
2"/4" (60/100) / 3"/5" (80/125)	ICRF2435	22.00	19.5
4"/6" (110/160)	ICRF46	22.00	19.5

Terminations



Concentric Roof Termination

Roof Termination combines flue gas termination and combustion air intake. Use with InnoFlue® Concentric or with InnoFlue® Single Wall by adding an ICTC Adapter. Includes support clamp.

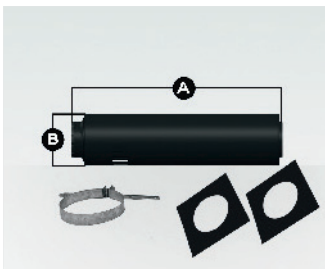
Nominal Diameter	Part	Overall Length A	Roof Line B	Max O.D. C
2"/4" (60/100)	ICRT2439	42.0	20.5	6.5
3"/5" (80/125)	ICRT3539	42.0	20.5	7.5
4"/6" (110/160)	ICRT4679	78.3	23.6	9.7



Concentric Wall Termination

Made from PPs-UV outer and PPs-UV inner, the Concentric Wall termination incorporates flue gas termination and combustion air intake. Use with InnoFlue® Concentric or with InnoFlue® Single Wall by adding an ICTC Adapter. Includes support clamp and wall plates.

Nominal Diameter	Part	Overall Length A	O.D. B
2"/4" (60/100)	ICWT242	21.2 (538)	5.54 (141)
3"/5" (80/125)	ICWT352	28.3 (719)	5 (125)



Concentric Wall Termination

Made from PPs-UV outer and PPs-UV inner, the Concentric Wall termination incorporates flue gas termination and combustion air intake. Use with InnoFlue® Concentric or with InnoFlue® SW by adding an ICTC Adapter. Includes support clamp and wall plates.

Nominal Diameter	Part	Overall Length A	O.D. B
4"/6" (110/160)	ICWT462	32.0 (813)	6.3 (160)

Concentric Kits




Concentric Kit Horizontal

Concentric Side Wall Venting Kit contains components needed to vent wall mounted appliance to wall termination. Additional components may be required for longer runs and are sold separately.

Nominal Diameter	Part
2"/4" (60/100)	ICVKH24
3"/5" (80/125)	ICVKH35
4"/6" (110/160)	ICVKH46

Kit includes one 3' Concentric Vent Length, Concentric Elbow, Concentric Wall Termination, Wall Plates and Support Clamp.




Concentric Kit Vertical

Concentric Vertical Venting Kit contains components needed to vent vertically through roof. Additional components may be required for longer runs and are sold separately.

Nominal Diameter	Part
2"/4" (60/100)	ICVKV24
3"/5" (80/125)	ICVKV35
4"/6" (110/160)	ICVKV46

Kit includes one 2' and one 3' Concentric Vent Length, Concentric Roof Termination, one Wall Plate and Support Clamp.

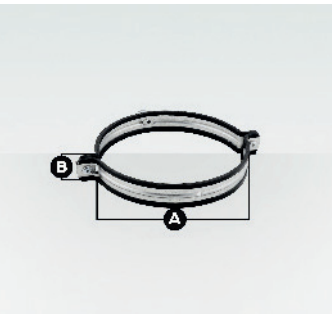
Accessories



Wall Plate

Provides an aesthetically pleasing and water tight finish at wall penetrations when sealed with field-supplied silicone.

Nominal Diameter	Part	Overall Diameter A	Width of Opening B
4" (100)	IAWP100B	5.6 (142)	4" (100)
5" (125)	IAWP05B	8.9 (226)	5" (125)



Support Clamp

Used as vertical or horizontal support. Space 78" in vertical and 39" in horizontal installations. Uses 3/8" threaded rod.

Nominal Diameter	Part#	Overall Length A	Height B
4" (100)	IASCM100	5.3 (134.6)	1.1 (28)
5" (125)	IASCM05	5.8 (147.3)	1.1 (28)
6" (160)	IASCM06	6.8 (172.7)	1.1 (28)


INNOFLUE®

COMMON VENTING



ISBT:
Universal Branch Tee!





NOTE:
Exhaust **MUST** be pitched back to the appliance.

NOTE:
Non-Return Valves must be supplied by the appliance manufacturer



Branch Tee

ISBT



Cap

ISTC



Siphon

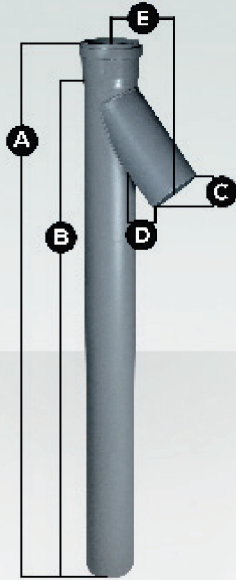
IASJVBS



Manifold Drain Cap

ISHDF

Common Venting and Condensate Management



Branch Tees

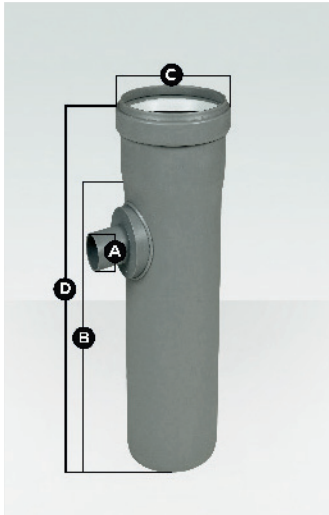
42° Y allows for the cascading or common venting of appliances.
Other size configuration available upon request.

Nominal Diameter Manifold	Part	Overall Length A	Effective Length B	Feeder Diameter C	Feeder Length D	Offset E
3" (80)	ISBT030236	40.4 (1026)	36 (914)	2" (60)	6 (152)	6.5 (165)
4" (110)	ISBT040236	38.8 (986)	36 (914)	2" (60)	6 (152)	7.3 (185)
4" (110)	ISBT040336	38.8 (986)	36 (914)	3" (80)	6 (152)	7.5 (191)
6" (160)	ISBT060236	40 (1016)	36 (914)	2" (60)	6 (152)	8.3 (211)
6" (160)	ISBT060336	40 (1016)	36 (914)	3" (80)	6 (152)	8.6 (218)
6" (160)	ISBT060436	40 (1016)	36 (914)	4" (110)	6 (152)	9 (229)
8" (200)	ISBT080236	40 (1016)	36 (914)	2" (60)	6 (152)	9.1 (231)
8" (200)	ISBT080336	40 (1016)	36 (914)	3" (80)	6 (152)	9.4 (239)
8" (200)	ISBT080436	40 (1016)	36 (914)	4" (110)	6 (152)	9.8 (249)
8" (200)	ISBT080636	40 (1016)	36 (914)	6" (160)	6 (152)	10.6 (269)
10" (250)	ISBT100236	40 (1016)	36 (914)	2" (60)	6 (152)	10.1 (257)
10" (250)	ISBT100336	40 (1016)	36 (914)	3" (80)	6 (152)	10.3 (262)
10" (250)	ISBT100436	40 (1016)	36 (914)	4" (110)	6 (152)	10.8 (274)
10" (250)	ISBT100636	40 (1016)	36 (914)	6" (160)	6 (152)	11.7 (297)
10" (250)	ISBT100836	40 (1016)	36 (914)	8" (200)	6 (152)	12.1 (307)
12" (315)	ISBT120236	49 (1245)	36 (914)	2" (60)	6 (152)	11.1 (282)
12" (315)	ISBT120336	49 (1245)	36 (914)	3" (80)	6 (152)	11.3 (287)
12" (315)	ISBT120436	49 (1245)	36 (914)	4" (110)	6 (152)	11.7 (297)
12" (315)	ISBT120636	49 (1245)	36 (914)	6" (160)	6 (152)	12.2 (310)
12" (315)	ISBT120836	49 (1245)	36 (914)	8" (200)	6 (152)	12.6 (320)
12" (315)	ISBT121036	49 (1245)	36 (914)	10" (250)	6 (152)	13.1 (333)

Available

Branch Tees can be made to order using a variety of diameter manifolds and feeders.





Horizontal Drain Tee

Use to drain condensate from the vent system. Install in horizontal section closest to appliance.
1.26" (32mm) O.D. drain. Use with any InnoFlue® Siphon.


Nominal Diameter	Part	Drain O.D. A	Effective Length B	Max O.D. C	Overall Length D
2" (60)	ISHDT02	1.3 (32)	7.3 (186)	3 (76)	9.8 (250)
3" (80)	ISHDT03	1.3 (32)	7.3 (186)	3.7 (94)	9.8 (250)
4" (110)	ISHDT04	1.3 (32)	9.8 (250)	4.1 (129)	12.4 (315)
6" (160)	ISHDT06	1.3 (32)	9.8 (250)	7.2 (183)	12.4 (315)
8" (200)	ISHDT08	1.3 (32)	12.0 (305)	8.8 (224)	16.0 (405)
10" (250)	ISHDT10	1.3 (32)	12.0 (305)	10.7 (272)	16.0 (405)
12" (315)	ISHDT12	1.3 (32)	24.0 (1610)	13.8 (350)	36.7 (1932)



Horizontal Drain Fitting

Use with any InnoFlue® Siphon. Placed at the end of the last Branch Tee in a cascade configuration, the Horizontal Drain Fitting removes condensate from the system and allows for inspections and system clean out. 32mm O.D. drain.

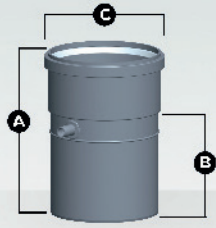
Nominal Diameter	Part	Drain O.D. A	Effective Length B	Max O.D. C	Overall Length D
4" (110)	ISHDF04	1.3 (32)	7.2 (182)	5.1 (129)	9.7
6" (160)	ISHDF06	1.3 (32)	8.1 (209)	7.2 (183)	12.1
8" (200)	ISHDF08	1.3 (32)	8.5 (215)	8.8 (224)	12.7
10" (250)	ISHDF10	1.3 (32)	13.8 (350)	10.7 (272)	18.0
12" (315)	ISHDF12	1.3 (32)	6.3 (160)	13.8 (350)	19.0



Tee Cap with Drain (33mm Drain)

Use with any InnoFlue® Siphon to drain condensate from the vent system.


Nominal Diameter	Part	Overall Length A	Max O.D. B
6" (160)	ISTCD06	6.9 (175)	7.2 (185)
8" (200)	ISTCD08	8.9 (225)	8.8 (224)
10" (250)	ISTCD10	8.9 (225)	10.7 (273)
12" (315)	ISTCD12	16.0 (407)	13.8 (351)



Universal Condensate Drain

Use with any InnoFlue® Siphon to drain condensate from the vent system.


Nominal Diameter	Part	Overall Length A	Effective Length B	Max O.D. C
6" (160)	ISUCD06	11.9 (302)	8.7 (220)	8.0 (204)
8" (200)	ISUCD08	11.9 (302)	7.7 (196)	9.6 (245)
10" (250)	ISUCD10	11.9 (302)	8.0 (202)	11.6 (295)



Universal Ball Valve Siphon

Attaches to any InnoFlue® Drain. Allows condensates to flow while unique ball valve assures combustion gases remain contained at higher temperatures. Comes with and can be installed with a barbed or compression fitting. See configuration options below.

Part	Overall Height A	Overall Length B	Overall Width C
IASJBVS	6.5	4.5	1.9



Compression



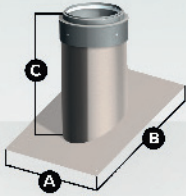
Barbed



Directional

Terminations

NOTE: Roof Flashings Require a 10 Day Lead Time



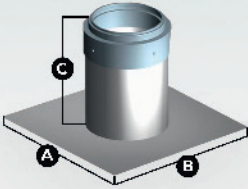
Pitched Roof Flashing

With field supplied sealant, stainless steel flashing creates water-tight roof penetration when using InnoFlue® commercial on a pitched roof.

Nominal Diameter	Part	Length A	Width B	Height C
6"	IAPRF06	18"	•	•
8"	IAPRF08	20"	•	•
10"	IAPRF10	22"	•	•
12"	IAPRF12	24"	•	•

*Dimensions vary based on pitch.


Indicate required pitch at time of order



Flat Roof Flashing

With field supplied sealant, stainless steel flashing creates water-tight roof penetration when using InnoFlue commercial on a flat roof.


Nominal Diameter	Part	Length A	Width B	Height C
6"	IAFRF06	18"	18"	13.3"
8"	IAFRF08	20"	20"	13.3"
10"	IAFRF10	22"	22"	13.8"
12"	IAFRF12	24"	24"	14.3"



Chimney Cover SS with PP Gray End Pipe

Stainless steel termination with polypropylene end pipe seals top of the chimney or chase.

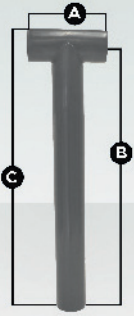
Nominal Diameter	Part	Length A	Height (min) B	Overall Height C
6"	ISCM06	15.8	15.9	Varies
8"	ISCM08	19.7	19.7	•
10"	ISCM10	20	20	•
12"	ISCM12	20	20	•



End Pipe PP – Gray

PPs End Pipes allow for termination of the vent system through the wall or roof. (6' is UV black)

Nominal Diameter	Part	Overall Length A	Effective Length B	Max O.D. C
6" (160)	ISEP06	20 (508)	20 (508)	6 (160)
6" (160)	ISEP0639	39 (991)	39 (991)	6 (160)
8" (200)	ISEP086	70 (1778)	70 (1778)	8 (200)
10" (250)	ISEP106	70 (1778)	70 (1778)	10 (250)
12" (315)	ISEP126	72 (1829)	72 (1829)	12 (315)



Termination Tee (long)

Made from polypropylene. Use where termination is exposed to wind or prone to freeze ups.


Nominal Diameter	Part	Length A	Width B	Height C
6"	ISTT0620	9.0	27.9	31.1
8"	ISTT0820	16.0	28.1	32.0
10"	ISTT1020	20.5	27.3	32.2
12"	ISTT1220	21.9	35.3	41.5



Velocity Cone

Made to order. Call for more information.


Nominal Diameter	Part
3" to 2"	ISVC0302
4" to 3"	ISVC0403
6" to 4"	ISVC0604
8" to 6"	ISVC0806
10" to 6"	ISVC1006
10" to 8"	ISVC1008
12" to 10"	ISVC1210



PPs to PVC Termination Kit

Adapts PPs to PVC Twin Pipe Termination. Comes with replacement wall plate and termination adaptor.

Nominal Diameter	Part	Overall Length A	Effective Length B	End O.D. C
6" (160)	ISLTK06	14.4 (366)	11.0 (280)	6.5 (166)




Low Profile Wall Termination (6")

Low Profile Wall Termination incorporates combustion air intake and exhaust into a single aesthetically pleasing termination. Part is paintable to match exterior of structure. Comes with interior wall plate and bird screen. Exhaust can be extended or re-directed with elbows or vent lengths. Vent lengths and elbows sold separately.

Nominal Diameter	Part	Overall Width A	Overall Height B	Offset C
6" (160)	ISLPT0606	21.8 (553)	12.8 (324)	7.8 (197)


Accessories



Bird Screen PPs-UV

Fits inside InnoFlue® Single Wall end pipes at terminations.

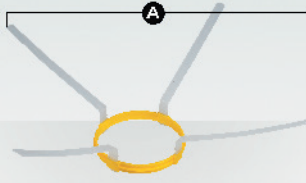
Nominal Diameter	Part
6" (160)	IASPP06



Bird Screen SS

Fits inside InnoFlue® Single Wall end pipes at terminations.


Nominal Diameter	Part
8" (200)	IASSS08
10" (250)	IASSS10
12" (315)	IASSS12



6" Spacers

Self positioning spacers centers InnoFlue® Single Wall in a chase, chimney, or B-vent.


Nominal Diameter	Part	Max Width A	Min Width
6" (160)	IASP06	25.0 (635)	7 (186)



8", 10" and 12" Spacers

Self positioning spacers centers InnoFlue® Single Wall in a chase/chimney/B-vent.


Nominal Diameter	Part	Max Width A* (when bent)	Min Width
8" (200)	IASP08	27.6 (700)	9 (228)
10" (250)	IASP10	29.5 (750)	11 (276)
12" (315)	IASP12	32.1 (815)	13 (341)



Flue Clamp

Secures ISAG and ISAGL appliance adaptors to appliance flue exhaust.

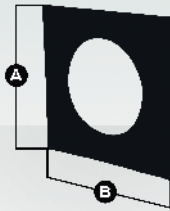
Nominal Diameter	Part	Height A	Max. I.D. B
6" (160)	IAFC06	1.0 (26)	8.3 (211)



Connector Ring

Provides reinforcement at joints to support loads of up to 99 lbs (45Kg). 6" through 12" connector rings are available but not required per UL 1738 and ULC-S636.

Nominal Diameter	Part	O.D. A
6" (160)	IANS06	7.5 (191)
8" (200)	IANS08	9.4 (239)
10" (250)	IANS10	10.7 (271)
12" (315)	IANS12	14.9 (378.5)



Wall Plate Square (Plastic)

Used to improve aesthetics and reduce drafts at chimney openings or wall penetrations.


Nominal Diameter	Part	Length A	Width B
6" (160)	IAWP06BP	9" (228)	9" (228)
8" (200)	IAWPP08	15.8" (401)	15.8" (401)
10" (250)	IAWPP10	16.0 (406)	16.0 (406)
12" (315)	IAWPP12	16.0 (406)	16.0 (406)



Connector Double Hose Clamp

Connection clamps provide mechanical connection as required by O.E.M.

Nominal Diameter	Part
6" (160)	IADHC0606
8" (200)	IADHC0808
10" (250)	IADHC1010
12" (315)	IADHC1212



Support Clamp

Used as vertical or horizontal support. Space 78" in vertical and 39" in horizontal installations. **Uses 3/8" threaded rod.**

Nominal Diameter	Part	Overall Length A	Height B
6" (160)	IASCM06	6.8 (172.7)	1.1 (28)
8" (200)	IASCM08	8.4 (213.3)	1.1 (28)
10" (250)	IASCM10	10.3 (261.6)	1.1 (28)
12" (315)	IASCM12	12.8 (325.1)	1.1 (28)



EPDM Gaskets

Standard gasket for 6" through 12" diameter InnoFlue® Single Wall. Inserted into the female end of each part, the gaskets keep flue gases and condensates within the vent system.

Nominal Diameter	Part
6" (160)	ISGE06
8" (200)	ISGE08
10" (250)	ISGE10
12" (315)	ISGE12



Centrocerin Lubricant

A water based lubricant used to ease the assembly of InnoFlue® Single Wall & Flex. Sparingly applied to the gasket or male end.

Package Size	Part
50 ml	IACE50

OEM Kits

AO Smith Commercial Tankless Rack System – Back-to-Back

For Common Venting tankless water heaters with a 20" center to center venting measurement in a back to back configuration

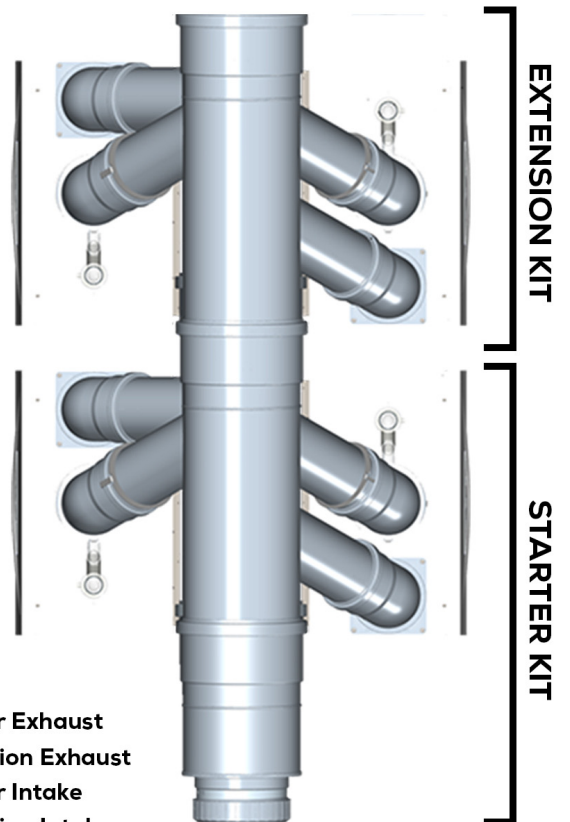

Part	Type
ISCK0118	Exhaust Starter Kit
ISCK0119	Exhaust Extension Kit
ISCK0120	Intake Starter Kit
ISCK0121	Intake Extension Kit

AO Smith Commercial Tankless Rack System – Back-to-Back

For Common Venting tankless water heaters with a 20.75" center to center venting measurement in a back to back configuration

Part	Type
ISCK0122	Exhaust Starter Kit
ISCK0123	Exhaust Extension Kit
ISCK0124	Intake Starter Kit
ISCK0125	Intake Extension Kit

NOTE:
Drains, drain fittings, siphons and other condensate management components also sold separately. See pages 53-54



Navien Starter Kit

For common venting tankless water heaters in a back to back and Inline configurations. Navien NPE A2/S2 Cascade Kits.

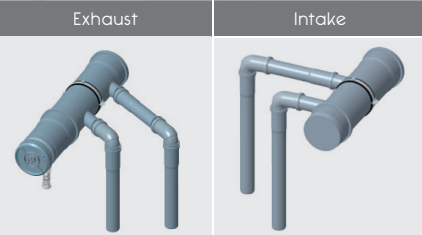
Placement	Part	Type	Description
Back to Back	ISCK0126	Exhaust	Navien 6 B2B Exht Str Kit
Back to Back	ISCK01 27	Intake	Navien 6 B2B Intk Str Kit
Back to Back	ISCK01 30	Exhaust	Navien 8 B2B Exht Str Kit
Back to Back	ISCK01 31	Intake	Navien 8 B2B Intk Str Kit
Back to Back	ISCK0134	Exhaust	Navien 4 B2B Exht Str Kit
Back to Back	ISCK01 35	Intake	Navien 4 B2B Intk Str Kit
Back to Back	ISCK01 38	Exhaust	Navien 3 B2B Exht Str Kit
Back to Back	ISCK01 39	Intake	Navien 3 B2B Intk Str Kit
Inline	ISCK0142	Exhaust	Navien 8 Inline Exht Str Kit
Inline	ISCK01 43	Intake	Navien 8 Inline Intk Str Kit
Inline	ISCK01 46	Exhaust	Navien 6 Inline Exht Str Kit
Inline	ISCK01 47	Intake	Navien 6 Inline Intk Str Kit
Inline	ISCK0150	Exhaust	Navien 4 Inline Exht Str Kit
Inline	ISCK01 51	Intake	Navien 4 Inline Intk Str Kit
Inline	ISCK01 54	Exhaust	Navien 3 Inline Exht Str Kit
Inline	ISCK01 55	Intake	Navien 3 Inline Intk Str Kit

Navien Extension Kit


For common venting tankless water heaters in a back to back and Inline configurations. Navien NPE A2/S2 Cascade Kits.

Placement	Part	Type	Description
Back to Back	ISCK0128	Exhaust	Navien 6 B2B Exht Ext Kit
Back to Back	ISCK01 29	Intake	Navien 6 B2B Intk Ext Kit
Back to Back	ISCK01 32	Exhaust	Navien 8 B2B Exht Ext Kit
Back to Back	ISCK01 33	Intake	Navien 8 B2B Intk Ext Kit
Back to Back	ISCK0136	Exhaust	Navien 4 B2B Exht Ext Kit
Back to Back	ISCK01 37	Intake	Navien 4 B2B Intk Ext Kit
Back to Back	ISCK01 40	Exhaust	Navien 3 B2B Exht Ext Kit
Back to Back	ISCK01 41	Intake	Navien 3 B2B Intk Ext Kit
Inline	ISCK0144	Exhaust	Navien 8 Inline Exht Ext Kit
Inline	ISCK01 45	Intake	Navien 8 Inline Intk Ext Kit
Inline	ISCK01 48	Exhaust	Navien 6 Inline Exht Ext Kit
Inline	ISCK01 49	Intake	Navien 6 Inline Intk Ext Kit
Inline	ISCK0152	Exhaust	Navien 4 Inline Exht Ext Kit
Inline	ISCK01 53	Intake	Navien 4 Inline Intk Ext Kit
Inline	ISCK01 56	Exhaust	Navien 3 Inline Exht Ext Kit
Inline	ISCK01 57	Intake	Navien 3 Inline Intk Ext Kit


Back to Back




Inline



Back to Back

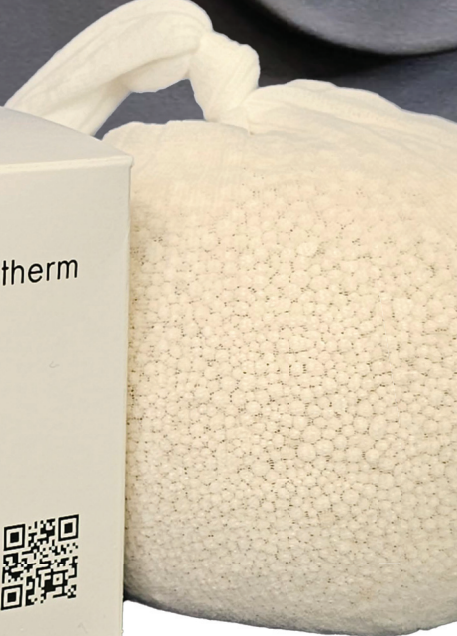
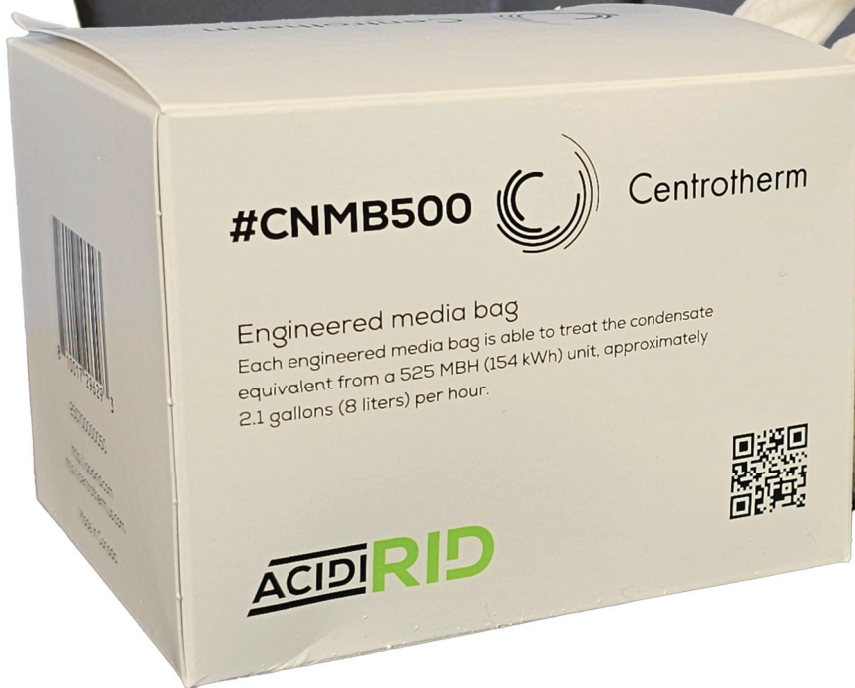



Inline



CONDENSATE
MANAGEMENT

ACIDIRID





ACIDIRIDV

- 1 section
- Treatment capacity: 2,1 GPH

ACIDIRIDXV

- 3 sections
- Maximum capacity treatment: 6.3 GPH



ACIDIRIDXp

- 2 sections
- Maximum treatment capacity: 4.2 GPH
- Waterproof and dust proof pump

ACIDIRIDXL

- Commercial
- Modular
- Treatment capacity: 10,500 MBH




Condensate Neutralizer

The condensate neutralizer AcidiRID product line from Centrotherm offers a quick, clean, and convenient solution. Top lid design provides direct access to the engineering media bag, so no disconnection is required to replace the media.

	AcidiRID V			
	Adapts a female PVC / CPVC coupler or appliance flue exhaust to InnoFlue® SW diameters.			
	Part	Length	Width	Height
CN500	5¼ (14,5)	4¼ (12)	5 (12)	
	AcidiRID XV			
	Adapts a female PVC / CPVC diameter appliance flue exhaust (with integrated gasket) to InnoFlue® SW diameters.			
	Part	Length	Width	Height
CN1500	4¾ (12)	12 (30,5)	5½ (14)	
	AcidiRID XL			
	Adapts a female PVC / CPVC diameter appliance flue exhaust (with integrated gasket) to InnoFlue® SW diameters.			
	Part	Length	Width	Height
CN5000	16¾ (414)	10¾ (267)	7¾ 190	
	AcidiRID Xp			
	Adapts a female PVC / CPVC diameter appliance flue exhaust (with integrated gasket) to InnoFlue® SW diameters.			
	Part	Length	Width	Height
CN1000p	15 5/8 (40)	5 (12,7)	4¾ (12)	


Condensate Management



Horizontal Drain Tee

Use with any InnoFlue® siphon to drain condensate from the vent system. Install in horizontal section closest to appliance. 1.26" (32mm) O.D. drain.


Nominal Diameter	Part	Overall Length A	Effective Length B	Max O.D. C
2" (60)	ISHDT02	9.8 (250)	7.3 (186)	3.0 (76)
3" (80)	ISHDT03	9.8 (250)	7.3 (186)	3.7 (94)
4" (110)	ISHDT04	12.4 (315)	9.8 (250)	4.1 (129)



Tee Cap with Drain

Use with any InnoFlue® siphon to drain condensate from the vent system.


Nominal Diameter	Part	Overall Length A	Max O.D. B	Drain O.D.
2" (60)	ISTCD02	6.1 (155)	3.0 (75)	1.3 (32)
3" (80)	ISTCD03	5.3 (135)	3.7 (95)	1.3 (32)
4" (110)	ISTCD04	5.9 (150)	5.0 (126)	1.3 (32)



Universal Ball Valve Siphon

Attaches to any InnoFlue® drain. Allows condensates to flow while unique ball valve assures combustion gases remain contained at higher temperatures. Comes with and can be installed with a barbed or compression fitting. See configuration options below.


Part	Overall Height A	Width B	Length C
IASJBVS	6.5	4.5	1.9



Compression




Barbed



Directional

Condensate Neutralizer

The condensate neutralizer AcidiRID product line from Centrotherm offers a quick, clean, and convenient solution. Top lid design provides direct access to the engineering media bag, so no disconnection is required to replace the media.



Time Indicator

To protect the environment and building components, we have included a 12-month time indicator, so the user knows exactly when to replace the media bags. If they are not changed regularly, your water will continue to pass, but will no longer be treated. It is therefore important to change your media bags every year to protect the drain against corrosion.

Installation

- 1 Fully squeeze the button to activate
- 2 Enter the activation date
- 3 Install on the unit cover
- 4 Change the media bag every year

Features	CN500	CN1000p	CN1500	CN5000
Can be connected to hard piped	✓	✓	✓	✓
Time indicator (12 months) included	✓	✓	✓	✓
Number of sections available	1	2	3	1
Engineered media included	✓	✓	✓	✓
Max. treatment volume	2.1 gal/h	4.2 gal/h	6.3 gal/h	6.3 gal/h
Hose/tubing included		Included (20')	Optional (10')	
Wall support	✓	✓	✓	✓
Waterproof and dust proof pump		✓		



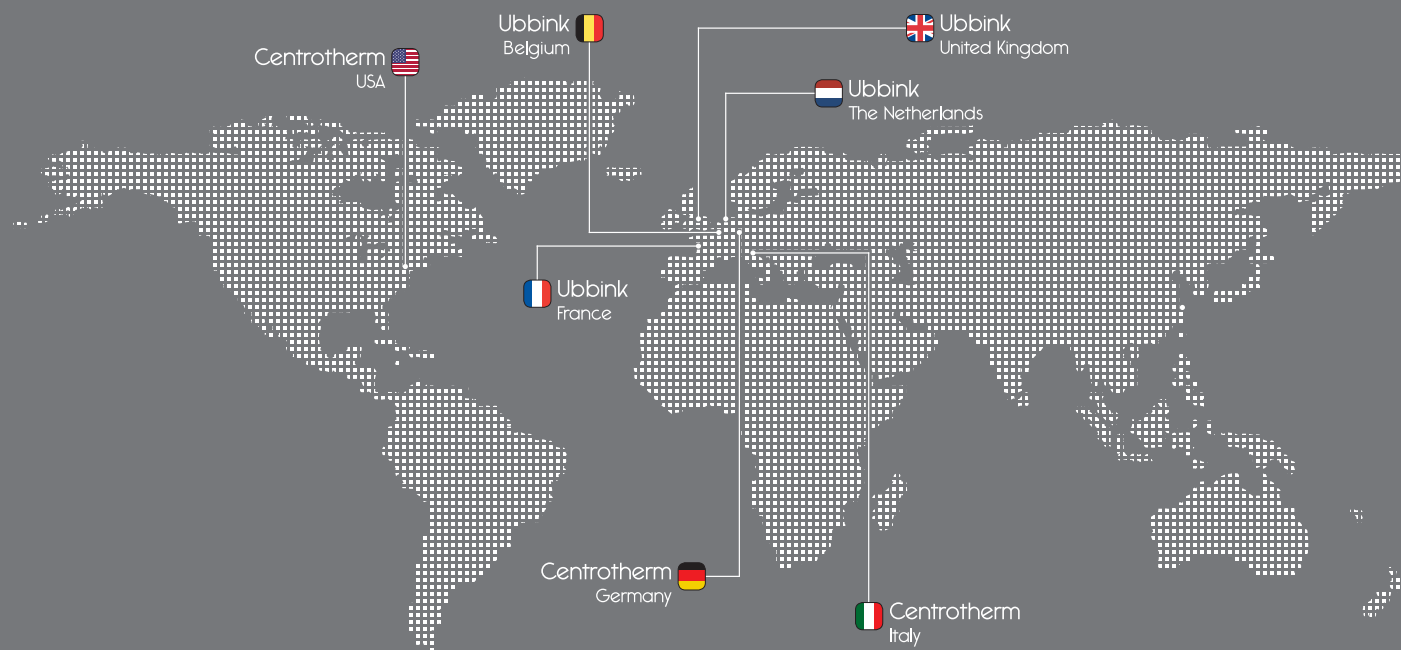
Notes:



InnoFlue[®]

Polypropylene Vent Systems

CIPC2026
02v17



NORTH AMERICA

Centrotherm
Toll Free: 877 434 3432
Fax: 518 618 3166
info@centrotherm.us.com
www.centrotherm.us.com

